

St Benedict's Primary School



Home Learning




To access home learning for this week just click on the links below. We hope you will enjoy these opportunities!

Class: Reception

Week Beginning: 5.1.21

Tuesday	Maths Count to 10 and back again Count to 20 Making Patterns
	Phonics Practise the sounds s,a,t,p Can you find some objects that begin with the same sound. Practise writing s,a,t,p.
	Writing Listen to the story Make a story map
	Activity: Make a gingerbread man - you could draw, paint, collage or use playdough to make your own.
Wednesday	Maths Count to 10 and back again Count to 20 Copying patterns
	Phonics Practise the sounds i,n,m,d Can you find some objects that begin with the same sound. Practise writing i, n, m, d.
	Writing Listen to the story Tell the story from your story map and add actions
	Activity: Find out about the animals in the <i>Gingerbread Man</i> story, where do they live? What do they eat? Draw a picture of them.
Thursday	Maths Count to 10 and back again Count to 20 Colour and size patterns
	Phonics Read the words Click start and then click phase 2. Choose a letter and read the words.
	Writing Draw and describe characters

	Activity: Draw a picture of how you would feel if you were the Gingerbread Man.
Friday	<p>Maths Count to 10 and back again Count to 20 Pattern and counting</p> <p>Phonics Tricky words phase 2</p> <p>Writing Describe characters and write a sentence</p> <p>Activity: Use different shaped objects from your house to make a Gingerbread Man.</p>
Reading	<p>Please practise reading every day. We are using Oxford Owl for the reading books. Each year group has their own log in. Follow this link: Oxford Owl</p> <p>Click on: </p> <p>USERNAME: rpr21 PASSWORD: stbens21 Now click on the correct link below.</p> <p>Happy reading! Remember to click on play activity at the top when you have read the book.</p> <div data-bbox="568 1106 1489 1267" style="border: 1px solid black; padding: 5px;"> <p>Red and Purple Groups: Big Bad Bug Ask your child to read the book and then talk about what happens. Draw a picture of bugs that you know and label them.</p> </div> <div data-bbox="568 1267 1489 1552" style="border: 1px solid black; padding: 5px;"> <p>Green Group: Big Bad Bug Read the book to your child. Say the sounds in the short words, for example, b-u-g and see if your child can say bug. Ask children to find the sounds that they know. Ask children to read the words - on, in, as, a when they see them in the book.</p> </div> <div data-bbox="568 1552 1489 1794" style="border: 1px solid black; padding: 5px;"> <p>Yellow Group: Big Bad Bug Talk about the pictures and the story. Look for any letters you know. Are there any from your name? Draw a picture of some bugs you know.</p> </div>
Let's keep fit!	<p>Live Daily Workout! Joe Wicks P.E</p> 

<p>CBeebies</p> 	<p>Listen to Biggleton's News and find out about people's jobs. Biggleton's Big News</p>
<p>Weather</p> 	<p>What is the weather like today? BBC Weather</p>
<p>Storytime</p> 	<p>The Princess and the Pea</p>
<p>Handwriting</p>	<p>Practise one armed robot letters Write these letters everyday - r b n h m k p</p>