

St Benedict's Primary School

Home Learning






To access home learning for this week just click on the links below. We hope you will enjoy these opportunities!

Class: Reception

Week Beginning: 11.1.21

Monday	Maths Count to 10 and back again Count to 20 Count 6 objects
	Phonics Practise letter sound g Can you find some objects that begin with the same sound. Practise writing words with this sound.
	Writing Listen to the story Write a simple sentence
	Activity: Describe different members of your family. Draw a detailed picture of them.
Tuesday	Maths Count to 10 and back again Count to 20 1 more within 6
	Phonics Practise letter sound o Can you find some objects that begin with the same sound. Practise writing words with this sound.
	Writing Change the story
	Activity: Design a new character for your <i>Gingerbread Man</i> story. Colour, paint or collage and write the character's name.

Wednesday	<p>Maths Count to 10 and back again Count to 20 1 fewer within 6</p>
	<p>Phonics Practise letter sound c. Can you find some objects that begin with the same sound. Practise writing words with this sound.</p>
	<p>Writing Tell the new story</p>
	<p>Activity: Make the Gingerbread Man a fantastic house.</p>
Thursday	<p>Maths Count to 10 and back again Count to 20 Order numbers to 6</p>
	<p>Phonics Practise letter sound k. Can you find some objects that begin with the same sound. Practise writing words with this sound.</p>
	<p>Writing Create a story</p>
	<p>Activity: If the Gingerbread Man ran through your garden what would he find? Go outside and see what he would see. What can you see, hear, smell and touch?</p>
Friday	<p>Maths Count to 10 and back again Count to 20 Practise counting to 6</p>
	<p>Phonics Practise digraph ck. Can you find some objects that begin with the same sound. Practise writing words with this sound. Pick a picture Click start and then click phase 2.</p>
	<p>Writing Have a go at writing your own story. You could make a little book to read to your family.</p>
	<p>Activity: Find something in your house to look at very carefully. It could be a plant or a pet or a toy. Observe closely and then draw what you see.</p>

<p>Reading</p>	<p>Please practise reading every day. We are using Oxford Owl for the reading books. Each year group has their own log in. Follow this link: Oxford Owl</p> <p>Click on: </p> <p>USERNAME: rpr21 PASSWORD: stbens21 Now click on the correct link below.</p> <p>Happy reading! Remember to click on play activity at the top when you have read the book.</p> <div data-bbox="568 676 1469 1281" style="border: 1px solid black; padding: 5px;"> <p>Red and Purple Groups: The Dragon Balloon Ask your child to read the book and then talk about what happens. Design a new balloon.</p> <p>Green Group: The Dragon Balloon Read the book to your child. Say the sounds in the short words, for example, b-i-g and see if your child can say big. Ask children to find the sounds that they know. Learn the tricky words I the go to.</p> <p>Yellow Group: The Little Red Hen Talk about the pictures and the story. Draw a picture of the Little Red Hen.</p> </div>
<p>Let's keep fit!</p> 	<p>Live Daily Workout! Joe Wicks P.E</p>
<p>CBeebies</p> 	<p>Find out about how plants grow with Mr Bloom this week. Mr Bloom's Nursery</p>
<p>Weather</p> 	<p>What is the weather like today? BBC Weather</p>
<p>Storytime</p> 	<p>The Gingerbread Man</p>
<p>Handwriting</p>	<p>Practise one armed robot letters Write these letters everyday - r b n h m k p</p>