

St Benedict's Primary School

Home Learning

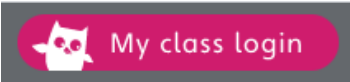


To access home learning for this week just click on the links below. We hope you will enjoy these opportunities!



Class: Reception

Week Beginning: 18.1.21

Monday	Maths Learning to count Counting, matching and ordering
	Time and seasons
	Phonics Practise letter sound e. Can you find some objects that begin with the same sound? Practise writing words with this sound.
	Writing Listen to the story
Activity: Draw the Three Billy Goats in size order and label them.	
Tuesday	Maths Learning to count Counting, matching and ordering
	Days of the week
	Phonics Practise letter sound u. Can you find some objects that begin with the same sound? Practise writing words with this sound, for example, up, sun, cup.
	Writing To draw a story map
Activity: Build a bridge with objects you have at home. Can you make it really strong? Can the troll fit underneath?	

Wednesday	<p>Maths Learning to count Counting, matching and ordering</p> <p>Daily routine</p>
	<p>Phonics Practise letter sound r. Can you find some objects that begin with the same sound? Practise writing words with this sound, for example, run, rat, rug.</p>
	<p>Writing Act out the story</p>
	<p>Activity: Can you make a troll puppet? You could use a sock and then add his face, arms and legs!</p>
Thursday	<p>Maths Learning to count Counting, matching and ordering</p> <p>Measuring time</p>
	<p>Phonics Practise letter sound h. Can you find some objects that begin with the same sound? Practise writing words with this sound, for example, hat, hip, hot.</p>
	<p>Writing Say the story independently</p>
	<p>Activity: Write a letter to the troll and tell him how he could be kinder to the Billy Goats.</p>
Friday	<p>Maths Learning to count Counting, matching and ordering</p> <p>Remember what you have learnt</p>
	<p>Phonics Buried treasure Click start and then click phase 2.</p>
	<p>Writing Make a new story</p>

	<p>Activity: Look around your house for different sized objects and put them in order, just like the Billy Goats, small, larger and largest.</p>
<p>Reading</p>	<p>Please practise reading every day. We are using Oxford Owl for the reading books. Each year group has their own log in. Follow this link: Oxford Owl</p> <p>Click on: </p> <p>USERNAME: rpr21 PASSWORD: stbens21 Now click on the correct link below.</p> <p>Happy reading! Remember to click on play activity at the top when you have read the book.</p> <div data-bbox="568 871 1469 1120" style="border: 1px solid black; padding: 5px;"> <p>Red and Purple Groups: Big Feet Ask your child to read the book and then talk about what happens. Ask your child to point to the word big, Dad, no. Design some footprints and label them, for example, big. Who do they belong to?</p> </div> <div data-bbox="568 1120 1469 1406" style="border: 1px solid black; padding: 5px;"> <p>Green Group: Big Feet Read the book to your child. Say the sounds in the short words, for example, b-i-g and see if your child can say big. Ask children to find the sounds that they know. Ask your child to read the words a, at, it, is when you see them in the book.</p> </div> <div data-bbox="568 1406 1469 1653" style="border: 1px solid black; padding: 5px;"> <p>Yellow Group: Big Feet Read the book to your child. Can they recognise any letter sounds? Talk about the pictures and the story. Draw a picture of some monster feet and describe them, for example, big, hairy,</p> </div>
<p>Let's keep fit!</p> 	<p>Live Daily Workout! Joe Wicks P.E</p>
<p>CBeebies</p> 	<p>Choose some activities Down on the farm</p>

Weather 	What is the weather like today? BBC Weather
Storytime 	Tip Toe Troll
Handwriting	Practise curly caterpillar letters Practise these letters - c a d o s g q e f