

# St Benedict's Primary School

## Home Learning

To access home learning for this week just click on the links below. We hope you will enjoy these opportunities!

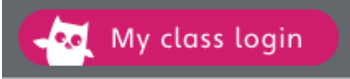



The Enormous Turnip

**Class: Reception**

**Week Beginning: 8.2.21**

Monday	Maths <a href="#">Big numbers song</a> <a href="#">Coins</a>
	Phonics <a href="#">Learn y</a> Read <i>yell, yak, yap, yam</i> , Practise writing words with this sound. Write the sentence ' <i>Yell at the yak</i> '.
	Writing <a href="#">To write a caption</a>
	Activity: <a href="#">Healthy and not healthy foods</a>
Tuesday	Maths <a href="#">Counting game</a> <a href="#">Capacity</a>
	Phonics <a href="#">Learn z</a> Read these words: <i>zip, zap, zen</i> Practise writing words with this sound. Write the sentence ' <i>Zap the zip</i> '.
	Writing <a href="#">To box up a story</a>
	Activity: <a href="#">Fruits and vegetables</a>
	Today is Safer Internet Day. The theme this year is: 'An internet we trust: exploring reliability in the online world' The theme this year asks us to think about how we can know what to trust online.  <a href="#">Internet safety Penguinpig story</a>

	<p>Parents – please watch the video with your child and then discuss the following questions with them:          What should the little girl have done when she discovered the penguin pig on the internet?          Mum and dad tell the little girl to 'think before you click'. What do you think this means?</p>
Wednesday	<p>Maths <a href="#">Counting game</a>  <a href="#">Comparing capacity</a></p>
	<p>Phonics  <a href="#">Learn zz</a>          Read the words: <i>buzz, fuzz, fizz</i>          Practise writing words with this sound. Write the caption '<i>Buzz and fuzz.</i>'</p>
	<p>Writing  <a href="#">To write a story</a></p>
	<p>Activity: <a href="#">Make a fruit salad</a></p>
Thursday	<p>Maths <a href="#">Count, match and order</a>  <a href="#">Compare and order length</a></p>
	<p>Phonics  <a href="#">Learn qu</a>          Read the words: <i>quiz, quit, quill, quip.</i>          Practise writing words with this sound. Write the caption '<i>quick quack.</i>'</p>
	<p>Writing  <a href="#">To write a story</a></p>
	<p>Activity: <b>Make a garden in a shoebox.</b></p>
Friday	<p>Maths <a href="#">Count, match and order</a>  <a href="#">Measuring</a></p>
	<p>Phonics <a href="#">Dragons den</a> Choose phase 3 and set 1 – 6 letters  <a href="#">Phase 3 tricky words</a></p>
	<p>Writing  <a href="#">To write a story</a></p>
	<p>Activity: <b>Make a mouse puppet. Can you make the other characters?</b></p>
Reading	<p>Please practise reading every day. We are using Oxford Owl for the reading books. Each year group has their own log in.          Follow this link: <a href="#">Oxford Owl</a></p>

	<p>Click on: </p> <p>USERNAME: rpr21    PASSWORD: stbens21  Now click on the correct link below.</p> <p>Happy reading! Remember to click on <b>play activity</b> at the top when you have read the book.</p> <div style="border: 1px solid black; padding: 5px;"> <p><b>Red and Purple Groups:</b>  <a href="#">Can you see me?</a>  Ask your child to read the book and then talk about what happens. Can you find the tricky words: the, my, you, are, me?</p> </div> <div style="border: 1px solid black; padding: 5px;"> <p><b>Green Group:</b>  <a href="#">Can you see me?</a>  Read the book to your child. Say the sounds in the short words, for example, d-o-g and see if your child can say dog. Ask children to find the sounds that they know. Find the words can, big, red, dog.</p> </div> <div style="border: 1px solid black; padding: 5px;"> <p><b>Yellow Group:</b>  <a href="#">Can you see me?</a>  Talk about the pictures and the story. Find the sounds you know. What can you see in the last picture?</p> </div>
<p>Let's keep fit! </p>	<p><b>Welcome to your virtual YogaBugs class</b></p> <p>Please click the link below to view your classes:  <b>Vimeo Link:</b> <a href="https://vimeo.com/showcase/8090509">https://vimeo.com/showcase/8090509</a>  <b>Password:</b> expressyouremotions</p> <p>Click on 'Enchanted Forest.'</p>
<p>CBeebies </p>	<p>Choose a video and go exploring  <a href="#">Alphablocks</a></p>
<p>Weather </p>	<p>What is the weather like today?  <a href="#">BBC Weather</a></p>
<p>Handwriting</p>	<p><a href="#">Zig-zag monster letters</a>  Practise these letters - z v w x</p>