



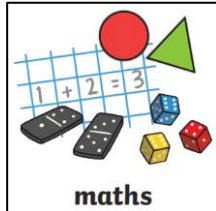
This is your home learning for the week.

**Inclusion Hub**

**Week Beginning**

**6<sup>th</sup> July 2020**

**Maths**



**All children**

- Counting practise:
  - [Count fast to 100 in 1s](#)
  - [Counting backwards in 2s](#)
  - [Count backwards in 5s](#)
  - [Count forwards and backwards in 10s](#)
  - [Practice your 2, 5, 10 timetables](#)

[Months of the year song](#)

**Green Group**

Complete the work for **Summer Term, Week 10, 29th June.**

1 lesson a day – watch the video and then complete the activity from below.

Teaching Videos – [Oliver's Vegetables by Vivian French](#)

Activities – click the link to find the activity

Lesson 1	Lesson 2	Lesson 3	Lesson 4	Lesson 5
<a href="#">Making simple and more complex patterns</a>	<a href="#">Change and numbers to twenty</a>	<a href="#">Change and numbers to 20</a>	<a href="#">Numbers to 20</a>	<a href="#">Doubling and measure</a>

**Red Group**

This week's lessons are on **number from 0-100, comparing...**

Complete the work for **Summer Term, Week 10, 29th June.**

1 lesson a day – watch the video and then complete the activity from below.

Teaching Videos – [Money](#)

Activities – click the link to find the activity

Lesson 1	Lesson 2	Lesson 3	Lesson 4	Lesson 5
<a href="#">Ordering numbers from 0-100</a>	<a href="#">Recognising coins</a>	<a href="#">Identifying UK bank notes</a>	<a href="#">Counting coins</a>	<a href="#">Family Challenge</a>
<a href="#">Answers</a>	<a href="#">Answers</a>	<a href="#">Answers</a>	<a href="#">Answers</a>	<a href="#">Family Challenge Answers</a>

**Purple Group**

This week's lessons are on **measure**

Complete the work for **Summer Term, Week 10, 29th June.**

1 lesson a day – watch the video and then complete the activity from below.

Teaching Videos – [Measure](#)

Activities – click the link to find the activity

Lesson 1	Lesson 2	Lesson 3	Lesson 4	Lesson 5
<a href="#">Measuring mass in grams</a>	<a href="#">Measuring mass in kilograms</a>	<a href="#">Capacity and volume</a>	<a href="#">Measuring in millilitres</a>	<a href="#">Family Challenge</a>
<a href="#">Answers-activity 1</a>	<a href="#">Answers Activity 1</a>		<a href="#">Answers</a>	<a href="#">Family Challenge Answers</a>
<a href="#">Answers-activity 2</a>	<a href="#">Answers Activity 2</a>			

**Talk for Writing**



**Green Group**

**Read or listen** to the poem and complete work, 1 lesson per day

**Listen** to the poem: [Rainy Day Rabbit by Sue Cove](#)

**Read** the poem: [Rainy Day Rabbit poem](#)

Lesson 1	Lesson 2	Lesson 3	Lesson 4	Lesson 5
<a href="#">Read the poem and answer the questions</a>	<a href="#">Find the words that mean 'look' and read the other poem.</a>	<a href="#">A change in the weather</a>	<a href="#">Rainy daydreams</a>	<a href="#">Let your ideas fly</a>

**Red Group**

**Read or listen** to the story and complete work, 1 lesson per day

**Listen** to the story: [The Quangle Wangle's Hat by Edward Lear and Emma Caulfield](#)

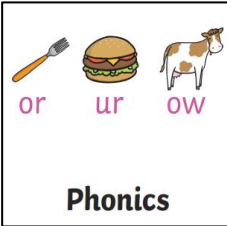
**Read** the story: [Quangle Wangle's Hat](#)

Lesson 1	Lesson 2	Lesson 3	Lesson 4	Lesson 5
<a href="#">Draw a Quangle Mangle and the tree they live in</a>	<a href="#">Make a Quangle Mangle's Hat</a>	<a href="#">Reading Challenge 2 and Thinking Challenge</a>	<a href="#">Story map challenge</a>	<a href="#">Description Challenge</a>

**All children**

[Practise the alphabet each day with Makaton](#)

[Practise the letter sounds of the alphabet](#)



Letters and Sounds – **Phase 2**  
 This week we will be learning to read and write words with these sounds.

*/ck//e//u/*

Lesson 1: <b>ck</b>	Lesson 2: <b>e</b>	Lesson 3: <b>u</b>
<a href="#">/ck/ sound - Alphablocks</a>	<a href="#">/e/ sound - Alphablocks</a>	<a href="#">/u/ sound - Alphablocks</a>
<a href="#">BBC Bitesize /ck/ reading activity</a>	<a href="#">BBC Bitesize /e/ reading activity</a>	<a href="#">BBC Bitesize /u/ reading activity</a>

Letters and Sounds – **Phase 3**  
 This week we will be learning to read and write words with these sounds.

*/ee//igh//oa/*

**Phonics Pack** – complete one activity for each day **Phonics Pack Phase 3**

Lesson 1: <b>ee</b>	Lesson 2: <b>igh</b>	Lesson 3: <b>oa</b>
<a href="#">/ee/ Lesson</a>	<a href="#">/igh/ Lesson</a>	<a href="#">/oa/ Lesson</a>
<a href="#">/ee/ sound - Alphablocks</a>	<a href="#">/igh/ sound - Alphablocks</a>	<a href="#">/oa/ sound - Alphablocks</a>
Activity <a href="#">Blending -ee</a>	Activity <a href="#">Blending -igh</a>	Activity <a href="#">Blending -oa</a>

Letters and Sounds – **Phase 4/5**  
 This week we will be learning to read and write words with these sounds.

*/au//ey//a-e/*

**Phonics Pack** – complete one activity for each day

[Phonics Pack Phase 4 5](#)

Lesson 1: <b>au</b>	Lesson 2: <b>ey</b>	Lesson 3: <b>a-e</b>
<a href="#">/au/ Lesson</a>	<a href="#">/ey/ Lesson</a>	<a href="#">/a e/ Lesson</a>
Activity <a href="#">Blending -au</a>	Activity <a href="#">Blending -ey</a>	Activity <a href="#">Blending a-e</a>

**Handwriting**



**All children**  
[Finger and hand warm-up exercises](#)

**Green group**  
[Introducing one armed robot letters](#)

**Purple group**  
[Lesson 7](#)  
[Lesson 8](#)

**Reading**



We are now using **Oxford Owl** for the reading books. Each year group has their own log in.

Follow this link: [Oxford Owl](#)

Click on:



Enter the username: **cla\$\$ih**

Enter the password: **stbens2020**

**Now click on the correct link below.**

Happy reading!

**Green Group**

**Fiction**

[Cats by Roderick Hunt and Alex Brychta](#)

**Non-Fiction**

[Hands by Gill Munton](#)

**Red Group**

**Fiction**

[Toads in the road by Roderick Hunt and Alex Brychta](#)

**Non-Fiction**

[What is the weather like today? by Claire Llewellyn](#)

**Purple Group**

**Fiction**

[The Rainbow Machine by Roderick Hunt and Alex Brychta](#)

**Non-Fiction**

[Patterns by Cynthia Rider](#)

**This week's story**

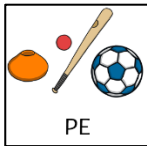


**All children**

Share a story online

[Rumpelstiltskin by Joanna Nadin](#)

**P.E.**



**All children**

Let's keep fit with Joe Wicks on YouTube every weekday

[Joe Wicks PE lesson](#)

[Yoga for kids video](#)

**Newsround**



**All children**

[Design a toilet for astronauts to use on the moon!](#)

[Liverpool Football Club celebrate winning the Premiership](#)

[Take a look at all the strange news that happened last week!](#)

[World Environment Day - short film](#)

[World Environment Day Hopes](#)

**Weather**



**All children**

Check the weather forecast in your area!

[Met Office weather](#)