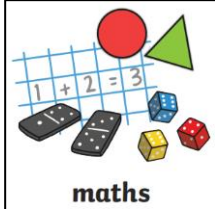




**This is your home learning for the week.**  
**Inclusion Hub**  
**Week Beginning 29th June 2020**

**Maths**



**All children**

- Counting practise:
  - [Counting forward and back to 50](#)
  - [Counting in 2s](#)
  - [Counting in 5s](#)
  - [Counting in 10s](#)
  - [Practice your 2, 5, 10 timetables](#)

**Green Group**

Complete the work for **Summer Term, Week 9, 22nd June.**  
 1 lesson a day – watch the video and then complete the activity from below.

Teaching Video – [Zog by Julia Donaldson](#)

Activities – click the link to find the activity

Lesson 1	Lesson 2	Lesson 3	Lesson 4	Lesson 5
<a href="#">Making simple patterns and exploring more complex patterns</a>	<a href="#">Change - adding more</a>	<a href="#">Change - adding more/taking away</a> <a href="#">Numbers to 20</a>	<a href="#">Numbers to 20</a>	<a href="#">Measure</a>

**Red Group**

This week's lessons are on **number from 0-100, comparing...**  
 Complete the work for **Summer Term, Week 9, 22nd June.**  
 1 lesson a day – watch the video and then complete the activity from below.

Teaching Videos – [Number within 100](#)

Activities – click the link to find the activity

Lesson 1	Lesson 2	Lesson 3	Lesson 4	Lesson 5
<a href="#">Counting from 1 to 100</a>  <a href="#">Answers</a> Activity 2 <a href="#">Answers</a> Activity 3	<a href="#">Partitioning into tens and ones</a>  <a href="#">Answers</a>	<a href="#">Comparing numbers</a>  <a href="#">Answers</a>	<a href="#">Comparing numbers to 100</a>  <a href="#">Answers</a>	<a href="#">Family Challenge</a>  <a href="#">Challenge</a> <a href="#">Answers</a>

**Purple Group**

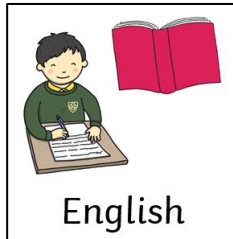
This week's lessons are on **measuring, centimetres ...**  
 Complete the work for **Summer Term, Week 9, 22nd June.**  
 1 lesson a day – watch the video and then complete the activity from below.

Teaching Videos – [Measure](#)

Activities – click the link to find the activity

	Lesson 1	Lesson 2	Lesson 3	Lesson 4	Lesson 5
	<a href="#">Measuring centimetres using a ruler</a>  <a href="#">Answers</a>	<a href="#">Comparing lengths</a>  <a href="#">Answers</a>	<a href="#">Solving problems with height and length</a>	<a href="#">Comparing Mass</a>	<a href="#">Family Challenge</a>  <a href="#">Challenge Answers</a>

**Talk for Writing**



**Green Group**

**Read** or **listen** to the story and fact file and complete work, 1 lesson per day

**Listen** to the story: [Max's jungle adventure by Sue Cove](#)

**Read** the story: [Max's jungle adventure](#)

Lesson 1	Lesson 2	Lesson 3	Lesson 4	Lesson 5
<a href="#">Max's Reading Challenge</a>	<a href="#">On safari</a>	<a href="#">Animal fact file</a>	<a href="#">My animal fact file</a>	<a href="#">Write a postcard</a>

**Red Group**

**Read** or **listen** to the story and fact file and complete work, 1 lesson per day

**Listen** to the story: [Superheroes by Emma Caulfield](#)

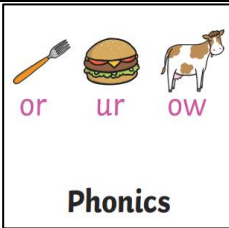
**Read** the story: [Fact file and playground adventure](#)

Lesson 1	Lesson 2	Lesson 3	Lesson 4	Lesson 5
<p><b>Create two superhero characters of your own.</b></p> <p>Draw both characters and label them with descriptions.</p> <p><a href="#">New characters and hero keywords</a></p>	<p><b>Choose a setting for your story and describe it.</b></p> <p>Choose a setting and describe it. Remember to use your senses to help you.</p> <p><a href="#">New setting</a></p>	<p><b>Learn your story.</b></p> <p>Draw a story map and learn your story.</p> <p><a href="#">Blank mountain</a></p>	<p><b>Write your story</b></p> <p>Use your story map to help you remember the 5 parts; opening, <i>build-up</i>, <i>problem</i>, <i>resolution</i> and <i>ending</i>. Don't forget capital letters, finger spaces and full stops.</p>	<p><b>Finish your story if you need to and review it</b></p> <p>Read through the story and check your work. Ask someone in your home to help you.</p>

**All children**

[Practise the alphabet each day with Makaton](#)

[Practise the letter sounds of the alphabet](#)



Letters and Sounds – **Phase 2**  
 This week we will be learning to read and write words with these sounds.

*/o//c//k/*

Lesson 1: <b>o</b>	Lesson 2: <b>c</b>	Lesson 3: <b>k</b>
<a href="#">/o/ sound - Alphablocks</a>	<a href="#">/c/ sound - Alphablocks</a>	<a href="#">/k/ sound - Alphablocks</a>
<a href="#">Reading activity</a>	<a href="#">Reading activity</a>	<a href="#">Reading activity</a>

Letters and Sounds – **Phase 3**  
 This week we will be learning to read and write words with these sounds.

*/th//ng//ai/*

Lesson 1: <b>th</b>	Lesson 2: <b>ng</b>	Lesson 3: <b>ai</b>
<a href="#">/th/ lesson</a>	<a href="#">/ng/ lesson</a>	<a href="#">/ai/ lesson</a>
<a href="#">Blending - th-</a>	<a href="#">Blending - ng-</a>	<a href="#">Blending - ai-</a>

Letters and Sounds – **Phase 4/5**  
 This week we will be learning to read and write words with these sounds.

*/ph//ew//oe/*

Lesson 1: <b>ph</b>	Lesson 2: <b>ew</b>	Lesson 3: <b>oe</b>
<a href="#">/ph/ lesson</a>	<a href="#">/ew/ lesson</a>	<a href="#">/oe/ lesson</a>
<a href="#">Blending - ph-</a>	<a href="#">Blending - ew-</a>	<a href="#">Blending - oe-</a>

**Handwriting**



All children  
[Finger aerobics](#)

**Green group**

[Lessons 1-5](#)

**Purple group**

[Lesson 5](#)

[Lesson 6](#)

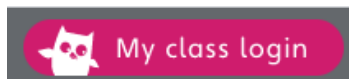
**Reading**







We are now using **Oxford Owl** for the reading books. Each year group has their own log in.

Follow this link: [Oxford Owl](#)

Click on:



	<p>Enter the username: <b>cla\$\$ih</b>  Enter the password: <b>stbens2020</b></p> <p><b>Now click on the correct link below.</b>  Happy reading!</p> <p><b>Green Group</b></p> <table border="1" data-bbox="464 517 1541 591"> <tr> <td><b>Fiction</b></td> <td><b>Non-Fiction</b></td> </tr> </table> <p><b>Red Group</b></p> <table border="1" data-bbox="464 636 1541 710"> <tr> <td><b>Fiction</b></td> <td><b>Non-Fiction</b></td> </tr> </table> <p><b>Purple Group</b></p> <table border="1" data-bbox="464 754 1541 828"> <tr> <td><b>Fiction</b></td> <td><b>Non-Fiction</b></td> </tr> </table>	<b>Fiction</b>	<b>Non-Fiction</b>	<b>Fiction</b>	<b>Non-Fiction</b>	<b>Fiction</b>	<b>Non-Fiction</b>
<b>Fiction</b>	<b>Non-Fiction</b>						
<b>Fiction</b>	<b>Non-Fiction</b>						
<b>Fiction</b>	<b>Non-Fiction</b>						
<p><b>This week's story</b></p> 	<p><b>All children</b>  Share a story online</p> <p><a href="#">Pets at the party by Gwendolyn Hooks</a></p>						
<p><b>P.E.</b></p>  <p>PE</p>	<p><b>All children</b>  Let's keep fit with Joe Wicks on YouTube every weekday</p> <p><a href="#">Joe Wicks PE lesson</a></p> <p><a href="#">Fancy some yoga? Cosmic Kids will get you moving!</a></p>						
<p><b>Newsround</b></p> 	<p><b>All children</b></p> <p><a href="#">Have you been cycling more during lockdown?</a></p> <p><a href="#">How to identify birds by their song</a></p> <p><a href="#">When will cinemas and restaurants re-open in the UK?</a></p>						
<p><b>Weather</b></p> 	<p><b>All children</b></p> <p>Check the weather forecast in your area!  <a href="#">Met Office weather</a></p>						