



This is your home learning for the week.

Reception

Week Beginning

29/6/20

Maths



Numeracy practise:

[2d shapes](#)

[3d shapes](#)

This week's theme is [Zog](#)

Complete the activities for **Summer Term, Week 9, 22nd June.**

[Listen to the story here](#)

[Day 1](#)

[Day 2](#)

[Day 3](#)

[Day 4](#)


[Day 5](#)




Talk for Writing



Max's Jungle Adventures

Activity 1	Activity 2	Activity 3	Activity 4	Activity 5
Listen to the story Reread the story Max's Story Look at your story map from last week, can you change the animals in the story? Use different animals that live in the jungle. Here are some ideas to help you Can you draw the new	Look at your story from yesterday. Can you retell the story using your new animals? Max's reading challenge Activity	Write the beginning of your new story. 'Late one cold wet afternoon...' On Safari Activity	Write the middle of your new story. Animal Fact File Activity	Write the end of your new story. Postcard A message from Max Activity

	<p>animals on your story map?</p> <p>Animal mix up Activity</p>													
<p>Phonics</p> <p></p>	<p>Phase 2:</p> <p>Practise your tricky words:</p> <p>Phase 2 Tricky words</p> <table><tr><td><p>Lesson 1: /h/ /b/</p><p>Letter h singing video</p><p>Meet the Alphablock h</p><p>Phase 2 - h</p><p>Activity: Children help the teddy read the caption I had a red hat.</p></td><td><p>Lesson 2: /f/ /l/</p><p>Letter f singing video</p><p>Meet the Alphablock f</p><p>Phase 2 - f</p><p>Activity: Children help their teddy read the captions a huff and a puff the rabbit on a pot</p></td><td><p>Lesson 3: recap</p><p>Recap the sounds learnt so far</p><p>/s/, /a/, /t/, /p/</p><p>/h/, /b/, /f/, /l/</p><p>Alphablocks a-z</p></td></tr><tr><td></td><td><p>Letter b singing video</p><p>Meet the Alphablock b</p><p>Phase 2 - b</p><p>Activity: practise reading and writing – bet, Ben, hen, hem, him, dim, dip, sip, sit, set, bet</p></td><td><p>Letter l singing video</p><p>Meet the Alphablock l</p><p>Phase 2 - l</p><p>Activity: read and write let, leg, log, lot, lid</p></td><td colspan="3"><p>Play phonics games</p></td></tr></table>					<p>Lesson 1: /h/ /b/</p> <p>Letter h singing video</p> <p>Meet the Alphablock h</p> <p>Phase 2 - h</p> <p>Activity: Children help the teddy read the caption I had a red hat.</p>	<p>Lesson 2: /f/ /l/</p> <p>Letter f singing video</p> <p>Meet the Alphablock f</p> <p>Phase 2 - f</p> <p>Activity: Children help their teddy read the captions a huff and a puff the rabbit on a pot</p>	<p>Lesson 3: recap</p> <p>Recap the sounds learnt so far</p> <p>/s/, /a/, /t/, /p/</p> <p>/h/, /b/, /f/, /l/</p> <p>Alphablocks a-z</p>		<p>Letter b singing video</p> <p>Meet the Alphablock b</p> <p>Phase 2 - b</p> <p>Activity: practise reading and writing – bet, Ben, hen, hem, him, dim, dip, sip, sit, set, bet</p>	<p>Letter l singing video</p> <p>Meet the Alphablock l</p> <p>Phase 2 - l</p> <p>Activity: read and write let, leg, log, lot, lid</p>	<p>Play phonics games</p>		
<p>Lesson 1: /h/ /b/</p> <p>Letter h singing video</p> <p>Meet the Alphablock h</p> <p>Phase 2 - h</p> <p>Activity: Children help the teddy read the caption I had a red hat.</p>	<p>Lesson 2: /f/ /l/</p> <p>Letter f singing video</p> <p>Meet the Alphablock f</p> <p>Phase 2 - f</p> <p>Activity: Children help their teddy read the captions a huff and a puff the rabbit on a pot</p>	<p>Lesson 3: recap</p> <p>Recap the sounds learnt so far</p> <p>/s/, /a/, /t/, /p/</p> <p>/h/, /b/, /f/, /l/</p> <p>Alphablocks a-z</p>												
	<p>Letter b singing video</p> <p>Meet the Alphablock b</p> <p>Phase 2 - b</p> <p>Activity: practise reading and writing – bet, Ben, hen, hem, him, dim, dip, sip, sit, set, bet</p>	<p>Letter l singing video</p> <p>Meet the Alphablock l</p> <p>Phase 2 - l</p> <p>Activity: read and write let, leg, log, lot, lid</p>	<p>Play phonics games</p>											

	<p>Phase 3:</p> <p>Practise your tricky words:</p> <p>Phase 3 Tricky words</p> <table><tr><th>Lesson 1: ch</th><th>Lesson 2: Recap</th><th>Lesson 3: sh</th></tr><tr><td>Learn the alphabet song. Alphabet Song</td><td>Alphabet Song</td><td>Alphabet Song</td></tr><tr><td>Phase 3 - ch</td><td>Recap sounds learned so far</td><td>Phase 3 - sh</td></tr><tr><td>Activity: Play dragon's den: Play Dragon's Den</td><td>Activity: Play phonic games</td><td>Activity: Write the words and draw a picture: Shop Ship Fish Dish Shed</td></tr><tr><td>Write: the man is rich</td><td></td><td>Play sentence substitution</td></tr></table>	Lesson 1: ch	Lesson 2: Recap	Lesson 3: sh	Learn the alphabet song. Alphabet Song	Alphabet Song	Alphabet Song	Phase 3 - ch	Recap sounds learned so far	Phase 3 - sh	Activity: Play dragon's den: Play Dragon's Den	Activity: Play phonic games	Activity: Write the words and draw a picture: Shop Ship Fish Dish Shed	Write: the man is rich		Play sentence substitution
Lesson 1: ch	Lesson 2: Recap	Lesson 3: sh														
Learn the alphabet song. Alphabet Song	Alphabet Song	Alphabet Song														
Phase 3 - ch	Recap sounds learned so far	Phase 3 - sh														
Activity: Play dragon's den: Play Dragon's Den	Activity: Play phonic games	Activity: Write the words and draw a picture: Shop Ship Fish Dish Shed														
Write: the man is rich		Play sentence substitution														
<p>Handwriting</p> 	<p>Curly Caterpillar Family</p> <table><tr><th>Lesson 1: a and c</th><th>Lesson 2: o and g</th><th>Lesson 3: q and d</th></tr><tr><td>Choose a warm up activity: Warm up</td><td>Choose a warm up activity: Warm up</td><td>Choose a warm up activity: Warm up</td></tr><tr><td>a: write a c: write c</td><td>o: write o g: write g</td><td>q: write q d: write d</td></tr></table> <p>Practise the Curly Caterpillar Letters</p> <p>Penpals Curly Caterpillar Letters</p>	Lesson 1: a and c	Lesson 2: o and g	Lesson 3: q and d	Choose a warm up activity: Warm up	Choose a warm up activity: Warm up	Choose a warm up activity: Warm up	a: write a c: write c	o: write o g: write g	q: write q d: write d						
Lesson 1: a and c	Lesson 2: o and g	Lesson 3: q and d														
Choose a warm up activity: Warm up	Choose a warm up activity: Warm up	Choose a warm up activity: Warm up														
a: write a c: write c	o: write o g: write g	q: write q d: write d														
<p>Reading</p> 	<p>We are now using Oxford Owl for the reading books. Each year group has their own log in.</p> <p>Follow this link: Oxford Owl</p> <p>Click on:</p> <div> My class login</div> <p>RP</p> <p>Enter the username: cla\$\$rp</p> <p>Enter the password: stbens2020</p>															

	<p>RW</p> <p>Enter the username: cla\$\$rw</p> <p>Enter the password: stbens2020</p> <p>Now click on the correct link below.</p> <p>Happy reading!</p>				
	<p>Red and Purple Groups:</p> <table border="1"> <tr> <td data-bbox="509 884 963 1019"> <p>Fiction</p> <p>Big Feet</p> </td><td data-bbox="963 884 1393 1019"> <p>Non Fiction</p> <p>The Right Home</p> </td></tr> </table> <p>Green and Yellow Groups:</p> <table border="1"> <tr> <td data-bbox="509 1019 963 1288"> <p>Fiction</p> <p>A Home for Ted</p> </td><td data-bbox="963 1019 1393 1288"> <p>Non fiction</p> <p>Clothes for Rain</p> </td></tr> </table>	<p>Fiction</p> <p>Big Feet</p>	<p>Non Fiction</p> <p>The Right Home</p>	<p>Fiction</p> <p>A Home for Ted</p>	<p>Non fiction</p> <p>Clothes for Rain</p>
<p>Fiction</p> <p>Big Feet</p>	<p>Non Fiction</p> <p>The Right Home</p>				
<p>Fiction</p> <p>A Home for Ted</p>	<p>Non fiction</p> <p>Clothes for Rain</p>				
<p>Let's keep fit!</p> 	<p>Live Daily Workout!</p> <p>Joe Wicks P.E</p>				
<p>Newsround</p> 	<p>What is happening in the world today?</p> <p>Newsround</p> <p>How are you celebrating Father's Day?</p> <p>Homeless animals find new zoos</p>				
<p>Weather</p> 	<p>What is the weather like today?</p> <p>BBC Weather</p>				
<p>Story time</p> 	<p>The Ugly Duckling</p>				