




This is your home learning for the week.

Year 1

Week Beginning

06.07.2020

Maths



Number Practise:

Practise Number Bonds [Hit the button-Make 10](#) select



Miss Akhtar's Maths Group

This week's maths lessons are on **Ordering numbers and Money**
Complete the work for **Summer Term, Week 10, 29th June.**

Teaching Videos – [Ordering numbers and Money](#)

1 lesson a day – watch the video and then complete the activity from below

Activities – click the link to find the activity

Lesson 1	Lesson 2	Lesson 3	Lesson 4	Lesson 5
Ordering numbers	Recognising coins	Recognising notes	Counting coins	Family Challenge
Activity 1	Activity 2	Activity	Activity 3	Family Challenge
Activity 1 answers	Activity 3	Answers	Answers	Answers
Activity 2	Answers			

Mrs Miah/Mrs Anih's Maths group

This week's theme is **Oliver's Vegetables**

[Listen to the story here.](#)

Complete the activities for **Summer Term, Week 10, 29th June.**

Daily teaching videos: [Oliver's Vegetables](#)

1 lesson a day – watch the video and then complete the activity from below

Daily activities:

[Day 1](#)

[Day 2](#)

[Day 3](#)

[Day 4](#)

[Day 5](#)



Bob, the Bubble Who Wanted to be Useful

Listen to the story: [Bob, the Bubble Who Wanted to be Useful](#)
 Read the story: [Bob the Bubble who Wanted to be Useful](#)

Lesson 1	Lesson 2	Lesson 3	Lesson 4	Lesson 5
<p>Listen to the story Bob, the Bubble Who Wanted to be Useful</p> <p><u>Talk together about the story.</u> Then, fill in Bob's bubbles.</p> <p>Bob's Bubbles</p> <p>Here are other books about characters that thought they wanted to be different. You might like to read these too.</p> <p>Giraffes Can't Dance</p> <p>Love Monster</p> <p>Thelma the Unicorn</p>	<p>Read the story and make up actions.</p> <p>Bob the Bubble who Wanted to be Useful</p> <p><u>Who said what?</u></p> <p>Who said what</p>	<p>Practise retelling story with actions</p> <p>Bob the Bubble who Wanted to be Useful</p> <p><u>Quiz time</u> Can you answer these questions about the story?</p> <p>Quiz Time</p>	<p>Draw a text map. Retell the story.</p> <p>Story Path</p> <p><u>Word meanings</u> Here are some words from the story – share them with a helper and talk about what they mean.</p> <p>Word Meanings</p>	<p>Use the text map from yesterday to retell the story.</p> <p><u>Puppet show</u> I love puppet shows! Can you tell my story in your own puppet show?</p> <p>Make puppets and retell the story of Bob the bubble.</p> <p>Puppet Show</p>

Phonics



Phase 2 Phonics

Practise [Phase 2 tricky words](#)

Play [Pick a picture game](#)



select

Lesson 1: ck	Lesson 2: e	Lesson 3: u	Lesson 4: Blending
Play- Buried Treasure/ck/ Select: Choose: Phase 2 -ck	Letter /e/ singing video Phase 2 - e	letter /u/ singing video Phase 2 - u	Phase 2- Blending with /b/

[Phonics Phase 2 Activity 1](#)

[Phonics Phase 2 Activity 2](#)

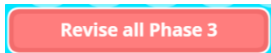
Phase 3 Phonics

Practise [Phase 3 tricky words](#)

Play [Phase 3 Buried Treasure](#)



Select



then select

Lesson 1: air	Lesson 2: ure	Lesson 3: er	Lesson 4: Blending
Phase 3 - /air/	Phase 3 - /ure/	Phase 3 - /er/	Phase 3- Blending with /qu/, /sh/, /ng/, /ch/and /th/

[Phonics Phase 3 Activity 1](#)

[Phonics Phase 3 Activity 2](#)

Phase 4 Phonics

Practise [Phase 4 tricky words](#)

Play [Phase 4 Dragons Den game](#) select  and choose which words to practise.

Lesson 1	Lesson 2	Lesson 3 Review	Lesson 4: Blending
Final Consonant Blends	Final Consonant Blends	Final Consonant Blends Play the game Sentence Substitution	Blending with /sh/

[Phonics Phase 4 Activity](#)

Phase 5 Phonics

Practise [Phase 5 tricky words](#)

Play [Sentence Substitution game](#)

Lesson 1: aw	Lesson 2: ir	Lesson 3: ou	Lesson 4: Blending
Phase 5- /aw/	Phase 5- /ir/	Phase 5-/ou/	Phase 5- Blending with /ch/

[Phonics Phase 5 Activity](#)

Handwriting



[Handwriting warm up](#)

Complete this first to warm up your arms, hands and fingers.

Practise joining letters together using diagonal join to ascender. Either print the activity sheet or practise on paper.

[Unit 19 and 20](#)

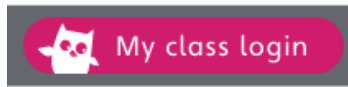
Reading



We are now using **Oxford Owl** for the reading books. Each year group has their own log in.

Follow this link: [Oxford Owl](#)

Click on:



1A

Enter the username: **cla\$\$1a**

Enter the password: **stbens2020**

1M

Enter the username: **cla\$\$1m**

Enter the password: **stbens2020**

Now click on the correct link below.

Happy reading!

Purple group

Fiction

[The Frog Prince](#)

Non-Fiction

[Zoom Out](#)

Red group

Fiction

[It's To Hot](#)

Non-Fiction

[Plants for Dinner](#)

Green group

Fiction

[The Starfish](#)

Non-Fiction

[Patterns](#)

Yellow group

Fiction

[Big, Bad, Bug](#)

Non-Fiction

[Clothes for Rain](#)

Let's all keep fit!



Live Daily Workout!

[Joe Wicks P.E](#)

Newsround



What is happening in the world today?



[Newsround](#)

[Happy News](#)

[Liverpool FC: Reds win the Premier League after 30-year wait](#)

[World Environment Day - short film](#)

[World Environment Day Hopes](#)

Weather 	What is the weather like today? BBC Weather
Story time 	Watch and listen to this story. Owl Babies