




This is your home learning for the week.

Year 1

Week Beginning

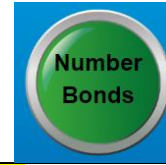
13.07.2020

Maths



Number Practise:

Practise Number Bonds [Hit the button-Make 10](#)



select

Miss Akhtar's Maths Group

This week's maths lessons are on **Fractions**

Complete the work for **Summer Term, Week 11, 6th July.**

Teaching Videos – [Fractions](#)

1 lesson a day – watch the video and then complete the activity from below

Activities – click the link to find the activity

Lesson 1	Lesson 2	Lesson 3	Lesson 4	Lesson 5
Finding half an object	Finding half of amounts	Finding a quarter of objects	Find quarter of amounts	Family Challenge
Activity 3	Activity 1	Activity 2	Activity 2	Answers
	Activity 2	Answers	Answers	

Mrs Miah/Mrs Anih's Maths group

This week's theme is [The Dinosaur that Pooped a Planet](#)

[Listen to the story here](#)

Complete the activities for **Summer Term, Week 11, 6th July.**

[Day 1](#)

[Day 2](#)

[Day 3](#)

[Day 4](#)

[Day 5](#)



Bob, the Bubble Who Wanted to be Useful

Listen to the story: [Bob, the Bubble Who Wanted to be Useful](#)

Read the story: [Bob, the Bubble Who Wanted to be Useful](#)

Lesson 1	Lesson 2	Lesson 3	Lesson 4	Lesson 5
<p>Use the text map to retell the story.</p> <p>Story Path</p> <p><u>Compete the sentences</u> Have a go at finishing the sentence for each picture on the story path to show the main things that happened.</p> <p>Complete the Sentences</p>	<p>Read the poem about bubbles.</p> <p>Bubbles Poem</p> <p><u>Paint a bubble picture</u> Using the bubble poem paint a picture of bubbles.</p> <p>Paint a bubble picture</p>	<p>Retell the story with actions</p> <p>Story Path</p> <p><u>How to make a bubble wand</u> Follow the instructions to make your own bubble wand. Experiment with the different shaped wands. Record your findings.</p> <p>How to make a bubble wand</p>	<p>Read the poem. Can you colour these pictures that were in the poem in the right colour?</p> <p>Colour Poem</p> <p><u>Fact File</u> Read the fact file about the painted lady butterfly. Research and find information about frogs. Create a fact file about pool frogs.</p> <p>Fact File</p>	<p>Use the text map to retell the story.</p> <p>Story Path</p> <p><u>Butterfly Buns</u> Read the instructions and make your own Butterfly Buns.</p> <p>Butterfly Buns</p>

Phonics



Phase 2 Phonics

Practise [Phase 2 tricky words](#)

Play [Pick a Picture game](#)



select

Lesson 1: r	Lesson 2: h	Lesson 3: b	Lesson 4: Blending
Letter /r/ singing video	Letter /h/ singing video	Letter /b/ singing video	Phase 2- Blending with /i/
Phase 2 – r	Phase 2 – h	Phase 2 – b	

[Phase 2 Activity 1](#)

[Phase 2 Activity 2](#)

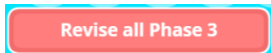
Phase 3 Phonics

Practise [Phase 3 tricky words](#)

Play [Phase 3 Buried Treasure](#)



Select



then select

Lesson 1: Review ai, ee, igh	Lesson 2: Review oa, oo, ar	Lesson 3: Review or, ur, oo	Lesson 4: Blending
Phase 3 – /ai/ee/igh	Phase 3 – /oa/oo/ar	Phase 3 – /or/ur/oo	Phase 3- Blending with /w/

[Phase 3 Activity 1](#)

[Phase 3 Activity 2](#)

Phase 4 Phonics

Practise [Phase 4 tricky words](#)

Play [Phase 4 Dragons Den game](#)



select and choose which words to practise.

Lesson 1 Review	Lesson 2 Review	Lesson 3 Review	Lesson 4: Blending
Phase 4 – adjacent consonants	Phase 4 – longer words	Phase 4 – Longer words	Phase 4- Blending with /zz/

[Phase 4 Activity 1](#)

[Phase 4 Activity 2](#)

Phase 5 Phonics


Practise [Phase 5 tricky words](#)

Play [Sentence Substitution game](#)

Lesson 1: oy	Lesson 2: ph	Lesson 3: wh	Lesson 4: Blending
Phase 5- /oy/	Phase 5- /ph/	Phase 5-/wh/	Phase 5- Blending with /zz/

Phase 5 Activity

Handwriting



Handwriting warm up

Complete this first to warm up your arms, hands and fingers.

Practise joining letters together using diagonal join to ascender. Either print the activity sheet or practise on paper.

Handwriting Unit 21

Handwriting Unit 22

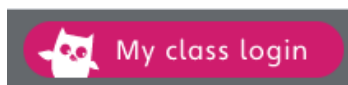
Reading



We are now using **Oxford Owl** for the reading books. Each year group has their own log in.

Follow this link: [Oxford Owl](#)

Click on:



1A

Enter the username: **cla\$\$1a**

Enter the password: **stbens2020**

1M

Enter the username: **cla\$\$1m**

Enter the password: **stbens2020**

Now click on the correct link below.

Happy reading!

Purple group

Fiction

[An Amazing Find](#)

Non-Fiction

[Perfect Pets](#)

Red group

Fiction

[Painting the Loft](#)

Non-Fiction

[Ballet](#)

	Green group	
	Fiction I Win	Non-Fiction The Right Home
	Yellow group	
	Fiction Cats	Non-Fiction Diggers Read with support from an adult.
Let's all keep fit! 	Live Daily Workout! Joe Wicks P.E	
Newsround 	What is happening in the world today? Newsround Happy News Strange News	
Weather 	What is the weather like today? BBC Weather	
Story time 	Watch and listen to this story. A Hole in the Bottom of the Sea	