




This is your home learning for the week.

Year 1
Week Beginning
15.06.2020

Maths



Miss Akhtar's Maths Group

This week's maths lessons are on **Counting in 2s, 5s and 10s**

Complete the work for **Summer Term, Week 7, 8th June.**

1 lesson a day – watch the video and then complete the activity from below

Teaching Videos – [Counting in 2s, 5s and 10s](#)

Activities – click the link to find the activity

Lesson 1	Lesson 2	Lesson 3	Lesson 4	Lesson 5
Counting in 2s	Counting in 5s	Counting in 10s	Repeated addition relating to multiplication	Maths Challenge
Activity	Activity	Activity	Activity	
Answers	Answers	Answers	Answers	

Mrs Miah/Mrs Anih's Maths group

This week's theme is **The Princess and the Wizard**

Complete the activities for **Summer Term, Week 7, 8st June.**

[The Princess and the Wizard](#)

[Day 1 activities](#)

[Day 2 activities](#)

[Day 3 activities](#)

[Day 4 activities](#)

[Day 5 activities](#)

Talk for Writing



[Talk for Writing - Brian Bear](#)

Listen to the story [Brian Bears Picnic](#)

Lesson 1	Lesson 2	Lesson 3	Lesson 4	Lesson 5
<p>Listen to the story. Brian Bears Picnic</p> <p>Make up actions for the story. Page 3-4</p>	<p>Share the story of 'Picnic Time!' with a grown-up and talk together about the story. Page 3-4</p> <p>Then fill in the sticky notes. Page 5</p>	<p>Who said what? Read the story together again. Page 3-4</p> <p>Draw a line to match the speaker with the correct image. Page 6</p>	<p>Reread the story, can you retell using actions? Page 3-4</p> <p>Quiz time ★The special challenge is to see if you can answer in sentences. Page 7</p>	<p>Retell the story using actions. Page 3-4</p> <p>Exploring words together Here are some words from the story that describe the picnic food. Share them with a helper and talk about what they mean? Page 8</p>

Phonics



Phase 2 Phonics

Practise [Phase 2 tricky words](#)

Lesson 1: p	Lesson 2: i	Lesson 3: n	Lesson 4: Blending
Sound /p/ singing video	Sound /i/ singing video	Sound /n/ singing video	Lesson 4- blending with /p/
Phase 2- p	Phase 2- i	Phase 2 - n	

[Phase 2 Activity - Blending CVC words](#)

[Phase 2 Activity - i n m d](#)

Phase 3 Phonics

Practise [Phase 3 tricky words](#)

Lesson 1: oa	Lesson 2: oo	Lesson 3: oo	Lesson 4: Blending
Phase 3 – /oa/	Phase 3 – /oo/	Phase 3 – /oo/	Blending with /sh/

[Phase 3 activity – oo oo ar or](#)

Phase 4 Phonics

Practise [Phase 4 tricky words](#)

Lesson 1	Lesson 2	Lesson 3	Lesson 4: Blending
Phase 4 – Final Consonant Blends	Phase 4 - Final consonant blends	Phase 4 - Final consonant blends	Phase 4- Blending with /ch/







[Phase 4 Activity - Consonant blends](#)

Phase 5 Phonics

Practise [Phase 5 tricky words](#)

Lesson 1: e_e	Lesson 2: ie	Lesson 3: i_e	Lesson 4: Blending
Phase 5 – /e_e/	Phase 5 - /ie/	Phase 5 – /i_e/	Phase 5- Blending with /qu/, /sh/, /ng/, /ch/and /th/

[Phase 5 Activity - ie i-e o o-e](#)

<p>Handwriting</p> 	<p>Handwriting warm up Complete this first to warm up your arms, hands and fingers.</p> <p>Practise joining letters together using diagonal join to ascender. Either print the activity sheet or practise on paper.</p> <p>Unit 13 - diagonal join ascender ch</p> <p>Unit 14 - diagonal join ascender cl</p>									
<p>Reading</p> 	<p>Purple group</p> <table border="1" data-bbox="400 593 1503 705"> <tr> <td data-bbox="400 593 943 705"> <p>Fiction Max goes to the Fire Station</p> </td> <td data-bbox="943 593 1503 705"> <p>Non-Fiction All about Snakes and Lizards</p> </td> </tr> </table> <p>Red group</p> <table border="1" data-bbox="400 750 1503 907"> <tr> <td data-bbox="400 750 943 907"> <p>Fiction Circus Train and the Clowns</p> </td> <td data-bbox="943 750 1503 907"> <p>Non-Fiction All about Mammals</p> </td> </tr> </table> <p>Green group</p> <table border="1" data-bbox="400 952 1503 1064"> <tr> <td data-bbox="400 952 943 1064"> <p>Fiction Circus Train</p> </td> <td data-bbox="943 952 1503 1064"> <p>Non-Fiction The Park</p> </td> </tr> </table> <p>Yellow group</p> <table border="1" data-bbox="400 1108 1503 1220"> <tr> <td data-bbox="400 1108 943 1220"> <p>Fiction Jack and Jill</p> </td> <td data-bbox="943 1108 1503 1220"> <p>Non-Fiction Counting to ten</p> </td> </tr> </table>		<p>Fiction Max goes to the Fire Station</p>	<p>Non-Fiction All about Snakes and Lizards</p>	<p>Fiction Circus Train and the Clowns</p>	<p>Non-Fiction All about Mammals</p>	<p>Fiction Circus Train</p>	<p>Non-Fiction The Park</p>	<p>Fiction Jack and Jill</p>	<p>Non-Fiction Counting to ten</p>
<p>Fiction Max goes to the Fire Station</p>	<p>Non-Fiction All about Snakes and Lizards</p>									
<p>Fiction Circus Train and the Clowns</p>	<p>Non-Fiction All about Mammals</p>									
<p>Fiction Circus Train</p>	<p>Non-Fiction The Park</p>									
<p>Fiction Jack and Jill</p>	<p>Non-Fiction Counting to ten</p>									
<p>Let's all keep fit!</p> 	<p>Live Daily Workout! Joe Wicks P.E</p>									
<p>Newsround</p> 	<p>What is happening in the world today?</p> <p>Newsround</p> <p>Learn about World Ocean Day</p> <p>Happy News</p>									
<p>Weather</p> 	<p>What is the weather like today? BBC Weather</p>									
<p>Story time</p> 	<p>Watch and listen to this story. The Elephant and the Mouse</p>									