



This is your home learning for the week.

**Year 1**

Week Beginning

**29.06.2020**

**Maths**



**Miss Akhtar's Maths Group**

This week's maths lessons are on **Place Value**

Complete the work for **Summer Term, Week 9, 22<sup>nd</sup> June.**

Teaching Videos – [Place Value](#)

**1 lesson a day – watch the video and then complete the activity from below**

**Activities** – click the link to find the activity

Lesson 1	Lesson 2	Lesson 3	Lesson 4	Lesson 5
<a href="#">Counting to 100</a>	<a href="#">Partition tens and ones</a>	<a href="#">Comparing objects to 100</a>	<a href="#">Comparing numbers to 100</a>	<a href="#">Family Challenge</a>
<a href="#">Day 1 Activities</a>	<a href="#">Day 2 Activities</a>	<a href="#">Day 3 Activity 1</a>	<a href="#">Day 4 Activities</a>	<a href="#">Challenge Answers</a>
<a href="#">Answers</a>	<a href="#">Answers</a>	<a href="#">Day 3 Activity 2</a>	<a href="#">Answers</a>	
		<a href="#">Answers</a>		

**Mrs Miah/Mrs Anih's Maths Group**

This week's theme is [Zog](#)

[Listen to the story here](#)

Complete the activities for **Summer Term, Week 9, 22<sup>nd</sup> June.**

[Day 1](#)

[Day 2](#)

[Day 3](#)

[Day 4](#)

[Day 5](#)

**Talk for Writing**




Brian Bear's Picnic – story [Brian Bear's Picnic](#)

Listen to the story [Brian Bears Picnic](#)

	Lesson 1	Lesson 2	Lesson 3	Lesson 4	Lesson 5
	<p><a href="#">A Postcard to Brian</a></p> <p>I've written to Brian to say thank you but I don't know where to put my full stops and capital letters. Can you put them in for me please?</p>	<p><a href="#">Teddy Bear Toast</a></p> <p>Follow Brian's recipe to make teddy bear toast.</p>	<p><a href="#">Special things from my walk</a></p> <p>When you go out for a walk, collect some things you see and peg them onto a string or a ribbon. Then you can tell your helper about what you found and the order in which you found them.</p>	<p><a href="#">The history of teddy bears</a></p> <p>Learn about the history of teddy bears. The first teddy bear was made over 100 years ago. Watch this <a href="#">Youtube clip</a> to find out more.</p> <p><b><u>Drawing a teddy bear</u></b></p> <p>There are lots of famous teddy bears like Paddington Bear, Rupert Bear, Winnie the Pooh, Little Bear Lost and Baloo Bear. Can you draw a picture of your favourite bear below?</p>	<p><a href="#">A New Adventure</a></p> <p>Make a teddy bear mask. Now give your teddy a name and take it on an adventure!</p> <p>Can you write a story about your teddy?</p> <p><a href="#">Review of your learning</a></p> <p>Now we have come to the end of this unit of work, review what you have learnt.</p>

**Phonics**



**Phase 2 Phonics**  
Practise [Phase 2 tricky words](#)

Lesson 1: <b>o</b>	Lesson 2: <b>c</b>	Lesson 3: <b>k</b>	Lesson 4: <b>Blending</b>
<a href="#">letter /o/ singing video</a>	<a href="#">letter /c/ singing video</a>	<a href="#">letter /k/ singing video</a>	<a href="#">Phase 2- Blending with /o/</a>
<a href="#">Phase 2 – o</a>	<a href="#">Phase 2 - c</a>	<a href="#">Phase 2 – k</a>	

[Phase 2 Activity](#)

### Phase 3 Phonics

Practise [Phase 3 tricky words](#)

Lesson 1: <b>ow</b>	Lesson 2: <b>oi</b>	Lesson 3: <b>ear</b>	Lesson 4: <b>Blending</b>
<a href="#">Phase 3 – /ow/</a>	<a href="#">Phase 3 – /oi/</a>	<a href="#">Phase 3 – /ear/</a>	<a href="#">Phase 4- Blending with /ch/</a>

[Phase 3 Activity](#)

### Phase 4 Phonics

Practise [Phase 4 tricky words](#)

Lesson 1	Lesson 2	Lesson 3	Lesson 4: <b>Blending</b>
<a href="#">Phase 4 – Final Consonant Blends</a>	<a href="#">Phase 4 – Final Consonant Blends</a>	<a href="#">Phase 4 – Final Consonant Blends</a>	<a href="#">Phase 4- Blending with /qu/</a>

[Phase 4 Activity](#)


### Phase 5 Phonics

Practise [Phase 5 tricky words](#)

Lesson 1: <b>ew</b>	Lesson 2: <b>u_e</b>	Lesson 3: <b>e</b>	Lesson 4: <b>Blending</b>
<a href="#">Phase 5- /ew/</a>	<a href="#">Phase 5- /u_e/</a>	<a href="#">Phase 5- /e/</a>	<a href="#">Phase 5- Blending with /ng/</a>

[Phase 5 Activity](#)

### **Handwriting**



### Handwriting warm up






Complete this first to warm up your arms, hands and fingers.

Practise joining letters together using diagonal join to ascender. Either print the activity sheet or practise on paper.

[Penpals Unit 17 and 18](#)

[Unit 17](#)

[Unit 18](#)

<p><b>Reading</b></p> 	<p>We are now using <b>Oxford Owl</b> for the reading books. Each year group has their own log in.</p> <p>Follow this link: <a href="#">Oxford Owl</a></p> <p>Click on:  <b>My class login</b></p> <p><b>1A</b> Enter the username: <b>cla\$\$1a</b> Enter the password: <b>stbens2020</b></p> <p><b>1M</b> Enter the username: <b>cla\$\$1m</b> Enter the password: <b>stbens2020</b></p> <p><b>Now click on the correct link below.</b> Happy reading!</p>																
	<table border="1"> <tr> <td colspan="2" data-bbox="402 929 949 967"><b>Purple group</b></td> </tr> <tr> <td data-bbox="402 967 949 1041"> <b>Fiction</b> <a href="#">Paris Adventure</a> </td> <td data-bbox="949 967 1503 1041"> <b>Non-Fiction</b> <a href="#">Blackbirds</a> </td> </tr> <tr> <td colspan="2" data-bbox="402 1041 949 1079"><b>Red group</b></td> </tr> <tr> <td data-bbox="402 1079 949 1153"> <b>Fiction</b> <a href="#">Everyone Got Wet</a> </td> <td data-bbox="949 1079 1503 1153"> <b>Non-Fiction</b> <a href="#">Baboons</a> </td> </tr> <tr> <td colspan="2" data-bbox="402 1153 949 1191"><b>Green group</b></td> </tr> <tr> <td data-bbox="402 1191 949 1265"> <b>Fiction</b> <a href="#">Spots!</a> </td> <td data-bbox="949 1191 1503 1265"> <b>Non-Fiction</b> <a href="#">Let's Go!</a> </td> </tr> <tr> <td colspan="2" data-bbox="402 1265 949 1303"><b>Yellow group</b></td> </tr> <tr> <td data-bbox="402 1303 949 1422"> <b>Fiction</b> <a href="#">Sit Cog Dog</a> </td> <td data-bbox="949 1303 1503 1422"> <b>Non-Fiction</b> <a href="#">Ducks</a> </td> </tr> </table>	<b>Purple group</b>		<b>Fiction</b> <a href="#">Paris Adventure</a>	<b>Non-Fiction</b> <a href="#">Blackbirds</a>	<b>Red group</b>		<b>Fiction</b> <a href="#">Everyone Got Wet</a>	<b>Non-Fiction</b> <a href="#">Baboons</a>	<b>Green group</b>		<b>Fiction</b> <a href="#">Spots!</a>	<b>Non-Fiction</b> <a href="#">Let's Go!</a>	<b>Yellow group</b>		<b>Fiction</b> <a href="#">Sit Cog Dog</a>	<b>Non-Fiction</b> <a href="#">Ducks</a>
<b>Purple group</b>																	
<b>Fiction</b> <a href="#">Paris Adventure</a>	<b>Non-Fiction</b> <a href="#">Blackbirds</a>																
<b>Red group</b>																	
<b>Fiction</b> <a href="#">Everyone Got Wet</a>	<b>Non-Fiction</b> <a href="#">Baboons</a>																
<b>Green group</b>																	
<b>Fiction</b> <a href="#">Spots!</a>	<b>Non-Fiction</b> <a href="#">Let's Go!</a>																
<b>Yellow group</b>																	
<b>Fiction</b> <a href="#">Sit Cog Dog</a>	<b>Non-Fiction</b> <a href="#">Ducks</a>																
<p><b>Let's all keep fit!</b></p> 	<p>Live Daily Workout! <a href="#">Joe Wicks P.E</a></p>																
<p><b>Newsround</b></p> 	<p>What is happening in the world today?</p> <p><a href="#">Newsround</a></p> <p><a href="#">Springwatch 2020</a></p> <p><a href="#">Mount Merapi: Indonesia's most active volcano has erupted for the second time this year</a></p>																
<p><b>Weather</b></p> 	<p>What is the weather like today?</p> <p><a href="#">BBC Weather</a></p>																

**Story time**



Watch and listen to this story.

[Open Very Carefully](#)