




This is your home learning for the week.

Year 1
Week Beginning
08.06.2020

Maths



Miss Akhtar's Maths Group

This week's maths lessons are on **MEASURE**

Teaching Videos – [Measure - mass, capacity and volume](#)

Complete the work for **Summer Term, Week 6, 1st June.**

1 lesson a day – watch the video and then complete the activity from below

Activities – click the link to find the activity

Lesson 1	Lesson 2	Lesson 3	Lesson 4	Lesson 5
Measuring Mass	Comparing volume and capacity	Measuring capacity and volume	Solve problems involving volume and capacity	Challenge!!
				Challenge Answers

Mrs Miah/Mrs Anih's Maths group

This week's theme is The Snail and the Whale.

Complete the activities for **Summer Term, Week 6, 1st June.**

[The Snail and the Whale](#)

[Day 1 activities](#)

[Day 2 activities](#)

[Day 3 activities](#)

[Day 4 activities](#)

[Day 5 activities](#)


Talk for Writing



Listen to the story [The Rainbow Fish](#)

Make puppets and retell the story of The Rainbow Fish.

Draw or paint a character from the story and write a speech bubble.



Phonics



Phase 2 Phonics

Lesson 1: s	Lesson 2: a	Lesson 3: t	Lesson 4: Blending
Sound /s/ singing video	Sound /a/ singing video	Sound /t/ singing video	Blending with /a/
Phase 2 - s	Phase 2 - a	Phase 2 - t	

Phase 2 Activity

Phase 3 Phonics

Lesson 1: ai	Lesson 2: ee	Lesson 3: igh	Lesson 4: Blending
Phase 3 - /ai/	Phase 3 - /ee/	Phase 3 - /igh/	Blending with /qu/

Phase 3 Activity

Phase 4 Phonics







Lesson 1	Lesson 2	Lesson 3	Lesson 4: Blending
Phase 4 – Final consonant blends	Phase 4 - Final consonant blends	Phase 4 - Final consonant blends	Phase 4 - Blending /qu/, /sh/, /ng/, /ch/, /th/

Phase 4 Activity

Phase 5 Phonics

Lesson 1: ay	Lesson 2: a_e	Lesson 3: ea	Lesson 4: Blending
Phase 5 - /ay/	Phase 5 - /a_e/	Phase 5 - /ea/	Blending with /qu/

Phase 5 Activity

<p>Handwriting</p> 	<p>Handwriting warm up Complete this first to warm up your arms, hands and fingers.</p> <p>Practise joining letters together using diagonal join to ascender. Either print the activity sheet or practise on paper.</p> <p>Penpals Y1 lesson 11 diagonal join ascender at all</p> <p>Penpals Y1 lesson 12 diagonal join ascender th</p>									
<p>Reading</p> 	<p>Purple group</p> <table border="1" data-bbox="400 622 1500 730"> <tr> <td data-bbox="400 622 943 730"> <p>Red Riding Hood Meets the Three Bears</p> </td> <td data-bbox="943 622 1500 730"> <p>Non-Fiction Fish Body Parts</p> </td> </tr> </table> <p>Red group</p> <table border="1" data-bbox="400 775 1500 882"> <tr> <td data-bbox="400 775 943 882"> <p>Fiction The Missing Tooth</p> </td> <td data-bbox="943 775 1500 882"> <p>Non-Fiction Pet Fish</p> </td> </tr> </table> <p>Green group</p> <table border="1" data-bbox="400 927 1500 1034"> <tr> <td data-bbox="400 927 943 1034"> <p>Fiction Eggs and Legs</p> </td> <td data-bbox="943 927 1500 1034"> <p>Non-Fiction Stars</p> </td> </tr> </table> <p>Yellow group</p> <table border="1" data-bbox="400 1079 1500 1227"> <tr> <td colspan="2" data-bbox="400 1079 1500 1227"> <p>Non-Fiction Counting at Home Family Pets</p> </td> </tr> </table>		<p>Red Riding Hood Meets the Three Bears</p>	<p>Non-Fiction Fish Body Parts</p>	<p>Fiction The Missing Tooth</p>	<p>Non-Fiction Pet Fish</p>	<p>Fiction Eggs and Legs</p>	<p>Non-Fiction Stars</p>	<p>Non-Fiction Counting at Home Family Pets</p>	
<p>Red Riding Hood Meets the Three Bears</p>	<p>Non-Fiction Fish Body Parts</p>									
<p>Fiction The Missing Tooth</p>	<p>Non-Fiction Pet Fish</p>									
<p>Fiction Eggs and Legs</p>	<p>Non-Fiction Stars</p>									
<p>Non-Fiction Counting at Home Family Pets</p>										
<p>Let's all keep fit!</p> 	<p>Live Daily Workout! Joe Wicks P.E</p>									
<p>Newsround</p> 	<p>What is happening in the world today? Newsround</p>									
<p>Weather</p> 	<p>What is the weather like today? BBC Weather</p>									
<p>Story time</p> 	<p>Watch and listen to this story. The Princess and the Pea</p>									