




This is your home learning for the week.

Week Beginning

6.7.2020

Year 3

Maths



Mrs Begum's & Mrs Juned's Maths Group

Mrs Begum's & Mrs Juned's

This week's Maths lessons are on **DRAWING ACCURATELY, RECOGNISING AND DESCRIBING 2D SHAPES, RECOGNISING AND DESCRIBING 3D SHAPES, TELLING THE TIME TO 5 MINUTES AND FRIDAY CHALLENGE.**

Complete the work for **Summer Term, Week 10, 29th June.**

1 lesson a day – watch the video and then complete the activity from below.

Teaching videos- [Draw Accurately, Recognise and Describe 2D Shapes, Recognise and Describe 3D Shapes, Tell The Time To 5 Minutes and Friday Challenge](#)

Activities – click the link to find the activity

Lesson 1	Lesson 2	Lesson 3	Lesson 4	Lesson 5
Drawing Lines And Shapes Accurately	Recognising 2D shapes	Recognising 3D Shapes	Telling The Time In 5 Minute Intervals	Family Challenge Family Challenge Answers

Miss Ahmed's Maths Group.

This week's Maths lessons are on **MEASURING MASS IN GRAMS, MEASURING MASS IN KILOGRAMS, COMPARING VOLUME, MILLILITRES AND FRIDAY CHALLENGE.**

Complete the work for **Summer Term, Week 10, 29th June.**

1 lesson a day – watch the video and then complete the activity from below.

Teaching Videos –

[Measure Mass in Grams, Measure Mass in Kilograms, Compare Volume, Millilitres and Friday Challenge](#)

Activities – click the link to find the activity

Lesson 1	Lesson 2	Lesson 3	Lesson 4	Lesson 5
Measuring Mass In Grams	Measuring Mass In Kilograms	Measuring Capacity And Volume	Measuring in millilitres	Family Challenge Family Challenge Answers

Remember to practise your times tables daily

[TT Rock stars](#)

Talk for Writing



Unicorns Uncovered

Read about mythical creatures!

[Unicorns Uncovered](#)

Day 1: [Invent your own mythical beast.](#)

Day 2: [Model text](#)

Day 3: [Read and understand](#)

Day 4: [Spellings](#)

Day 5: [Grammar](#)

Phonics



Letters and Sounds – **Phase 5**

This week we will be learning to read and write words with these sounds:

/a-e/ /e-e/ /i-e/

Lesson 1: a-e	Lesson 2: e-e	Lesson 3: i-e
Teaching Video /a-e/	Teaching Video /e-e/	Teaching Video /i-e/
Phase 5 Lesson 1	Phase 5 Lesson 2	Phase 5 Lesson 3

Year 3

Lesson 1:	Lesson 2:	Lesson 3:
<p>Lesson focus: - Strategies for learning words: words from statutory and personal spelling lists. <i>(Resource needed: Statutory word list for Years 3 and 4</i></p> <p>Statutory Word List</p> <p>Choose five words from statutory list and some words from individual lists. Children have six ways that they know how to learn words: (Children should remember the different strategies they have learnt in class)</p> <ul style="list-style-type: none"> • Pyramid words • Identifying tricky part of the word • Trace, copy, replicate • Look, say, cover, write, check • Drawing around the word to show the shape • Drawing a mnemonic around a word. <p>Get children to learn the new words.</p>	<p>Lesson focus: - Strategies for learning words: words from statutory and personal spelling lists. <i>(Resource needed: Statutory word list for Years 3 and 4)</i></p> <p>Statutory Word List</p> <p>Practise handwriting using words from the statutory list. Write each word 10 times. learn the words.</p>	<p>Lesson focus: Words from statutory and personal spelling lists <i>(Resource needed: Statutory word list for Years 3 and 4)</i></p> <p>Statutory Word List</p> <p>Get your child to practice words they have been learning. They can identify those words not spelt correctly and learn them using different strategies.</p> <p>You may need to provide an extra session here for learning the words.</p>

Handwriting



Complete this first to warm up your arms, hands and fingers.

[Little Hoops - Warm Up](#)

[Handwriting Task 1](#)

[Handwriting Task 2](#)

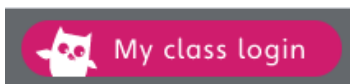
Reading



We are now using **Oxford Owl** for the reading books. Each year group has their own log in.

Follow this link: [Oxford Owl](#)

Click on:



3A

Enter the username: **cla\$\$3a**

Enter the password: **stbens2020**

3B

Enter the username: **cla\$\$3b**
Enter the password: **stbens2020**

3J

Enter the username: **cla\$\$3J**
Enter the password: **stbens2020**

Now click on the correct link below.
Happy reading!

Purple

Fiction

[Doohickey and the Robot](#)

Non - fiction

[Maggie Aderin-Pocock: Space Scientist](#)

Red

Fiction

[Here Comes Trouble](#)

Non - fiction

[Time Zone](#)

Green

Fiction

[Oh, Otto!](#)

Non - fiction

[Downhill Racers](#)

Yellow

Fiction

[Paris Adventure](#)

Non - fiction

[Deep Down Weird](#)

Let's keep fit!



[Joe Wicks P.E](#)

There's a P.E session for every day. Pick your favourite or try a new video each day.

[Go Noodle- Touchdown dance](#)

Join in with these amazing dance routines and have some fun! This week the song is 'Touchdown dance' so get moving!

Newsround



[BBC Newsround](#)

What is happening in the world this week? Can you summarise a news report?

[Windrush generation](#)

What is the Windrush generation?

[How to draw a panda in five steps](#)

What artistic techniques did you use to draw the panda?

[World Environment Day - short film](#)



[World Environment Day Hopes](#)

History



[What happened on this day in history?](#)

Tell your family an interesting fact that you have learned about British history. Why was that day significant?

<p>Weather</p> 	<p>What is the weather like today? Can you create a weather diary?</p> <p>BBC weather</p> <p>Weather in Small Heath</p>
<p>Story time</p> 	<p>The Ickabog by J.K Rowling - Chapter 8</p> <p>The Ickabog by J.K. Rowling - Chapter 9</p> <p>The Ickabog by J.K. Rowling - Chapter 10</p>