




This is your home learning for the week.

Week Beginning

13.7.2020

Year 3

Maths



Mrs Begum's & Mrs Juned's Maths Group

Mrs Begum's & Mrs Juned's

This week's Maths lessons are on MEASURING MASS, COMPARING MASS, ADDING AND SUBTRACTING MASS, MEASURING CAPACITY AND FRIDAY CHALLENGE.

Complete the work for Summer Term, Week 11, 6th July.

1 lesson a day – watch the video and then complete the activity from below.

Teaching videos- [Measure mass](#), [Compare mass](#), [Add and subtract mass](#), [Measure capacity and Friday challenge](#)

Activities – click the link to find the activity

Lesson 1	Lesson 2	Lesson 3	Lesson 4	Lesson 5
Measuring Mass in g and kg	Comparing Mass	Add and Subtract Mass	Measuring Capacity	Family Challenge
				Answers

Miss Ahmed's Maths Group.

This week's Maths lessons are on LITRES, TEMPERATURE, O'CLOCK AND HALF PAST, QUARTER TO AND PAST AND FRIDAY CHALLENGE.

Complete the work for Summer Term, Week 11, 6th July.

1 lesson a day – watch the video and then complete the activity from below.

Teaching Videos –

[Litres, Temperature, O'Clock and Half Past, Quarter To and Past and Friday Challenge](#)

Activities – click the link to find the activity

Lesson 1	Lesson 2	Lesson 3	Lesson 4	Lesson 5
Measuring In Litres	Temperature	O' Clock and Half Past	Quarter To and Past	Family Challenge
				Answers

Remember to practise your times tables daily

[TT Rock stars](#)

Talk for Writing



Year 3 TFW- Creative Writing

[Unicorns Uncovered](#)

[Day 1: Adding details with a simile](#)

[Day 2: Short-burst writing - Poetry](#)

[Day 3: Short-burst writing: potion instructions](#)

[Day 4: Fun with dens!](#)

[Day 5: Gathering ideas – Innovation](#)

Phonics



Letters and Sounds – Phase 5

This week we will be learning to read and write words with these sounds:

/o-e/ /u-e/ /ay/

Lesson 1: o-e	Lesson 2: u-e	Lesson 3: REVISION 'ay'
Teaching video o-e Phase 5 Lesson 1	Teaching video u-e Phase 5 Lesson 2	Revision ay Phase 5 Lesson 3

Year 3

Lesson 1:	Lesson 2:	Lesson 3:
<p>Lesson focus: - vowel digraphs (<i>Supporting resource: example grapheme family table</i>)</p> <p>Phonics day 1</p> <p>Choose three or four vowel digraphs that pupils are not secure with when writing – these may be included in topic words or from other areas of the curriculum. Follow the example table on the Supporting Resource to create similar tables for the phonemes you want to concentrate on. Dictate some words that have each phoneme in. Pupils write the words under each spelling.</p>	<p>Lesson focus: - The /ʌ/ sound spelt 'ou' (<i>Supporting resource: 'ou' word cards</i>)</p> <p>Phonics day 2</p> <p>Share the words from the resource and identify the sound that the 'ou' makes in each word. Draw attention to the spelling of the /f/ phoneme at the end of 'rough'. This is a very unusual example. Ask children to sound out each word and write it down. They then draw a box around the 'ou' and 'take a picture of it', committing it to memory.</p>	<p>Lesson focus: The /ʌ/ sound spelt 'ou' (<i>Supporting resource: 'ou' word cards</i>)</p> <p>Phonics day 3</p> <p>Give children copies of the words to read. Then read the words and get them to write it down. The children then check the spelling on the card and identify those that need further work. Children then learn the words.</p>

Handwriting



Complete this first to warm up your arms, hands and fingers.

[Knuckles, Wrists and Palms - Warm Up](#)

[Handwriting Task 1](#)

[Handwriting Task 2](#)

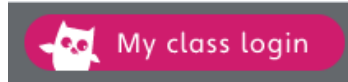
Reading



We are now using **Oxford Owl** for the reading books. Each year group has their own log in.

Follow this link: [Oxford Owl](#)

Click on:



3A

Enter the username: **cl\$\$\$3a**

Enter the password: **stbens2020**

3B

Enter the username: **cl\$\$\$3b**

Enter the password: **stbens2020**

3J

Enter the username: **cl\$\$\$3J**

Enter the password: **stbens2020**

Now click on the correct link below.

Happy reading!

Purple

Fiction

[The Personality Potion](#)

Non - fiction

[Time Zone](#)

Red

Fiction

[Kelly The Rescue Dog](#)

Non - fiction

[Maggie Aderin-Pocock: Space Scientist](#)

Green

Fiction

[Cornflake Coin](#)

Non - fiction

[Sport Is Fun!](#)

Yellow

Fiction

[Go Away, Molly!](#)

Non - fiction

[When Animals Invade!](#)

Let's keep fit!







[Joe Wicks P.E](#)

There's a P.E session for every day. Pick your favourite or try a new video each day.

[Go Noodle- Bye Bye Bye](#)

Join in with these amazing dance routines and have some fun! This week the song is 'Bye Bye Bye' so get moving!

<p>Newsround</p> 	<p>BBC Newsround What is happening in the world this week? Can you summarise a news report?</p> <p>The Big Question: Why is the sun yellow? Why is the sun yellow?</p> <p>World Environment day- short film What is the positive message?</p> <p>World Environment day What are your hopes for the next World Environment day?</p>
<p>History</p> 	<p>What happened on this day in history? Tell your family an interesting fact that you have learned about British history. Why was that day significant?</p>
<p>Weather</p> 	<p>What is the weather like today? Can you create a weather diary?</p> <p>BBC weather</p> <p>Weather in Small Heath</p>
<p>Story time</p> 	<p>The Ickabog by J.K. Rowling - Chapter 11 The Ickabog by J.K. Rowling - Chapter 12 The Ickabog by J.K. Rowling - Chapter 13</p>