




**This is your home learning for the week.**

**Week Beginning**

**15.6.2020**

**Maths**



**Mrs Begum's & Mrs Juned's**

This week's Maths lessons are on **EQUIVALENT FRACTIONS, MISSING NUMERATORS AND DENOMINATORS AND COMPARING FRACTIONS.**

Complete the work for **Summer Term, Week 7, 8th June.**

1 lesson a day – watch the video and then complete the activity from below.

**Teaching videos-**

[Equivalent fractions, missing numerators and denominators and compare fractions](#)

**Activities – click the link to find the activity**

Lesson 1	Lesson 2	Lesson 3	Lesson 4	Lesson 5
<a href="#">Equivalent fractions (drawing and discovering)</a>	<a href="#">Equivalent fractions and simplifying</a>	<a href="#">Equivalent fractions (finding missing numerators and denominators)</a>	<a href="#">Comparing two fractions</a>	<a href="#">Maths Challenge</a>

**Miss Ahmed's Maths Group.**

This week's Maths lesson are on **UNIT FRACTIONS, NON-UNIT FRACTIONS, FIND A HALF AND FIND A QUARTER.**

Complete the work for **Summer Term, Week 7, 8<sup>th</sup> June.**

1 lesson a day – watch the video and then complete the activity from below.

**Teaching Videos –**

[Unit Fractions, Non-Unit Fractions, Find A Half, Find A Quarter](#)

**Activities – click the link to find the activity**

Lesson 1	Lesson 2	Lesson 3	Lesson 4	Lesson 5
<a href="#">Unit Fractions</a>	<a href="#">Non-Unit Fractions</a>	<a href="#">Find a Half of a Shape and an Amount</a>	<a href="#">Find a Quarter of a Shape and an Amount</a>	<a href="#">Maths Challenge</a>

**Talk for Writing**



**Year 3 TFW- Creative Writing**

[Talk For Writing - Lockdown](#)

In this unit of work, we will write lots of different creative responses to the new lockdown situation.

[Day 1](#): 5 ways to keep yourself amused in lockdown.

[Day 2](#): List poems

[Day 3](#): Word-pictures – using similes

[Day 4](#): What you are – using metaphors

[Day 5](#): Out of the window – eye spy

**Phonics**



[Phonics- Suffix '-ly' \(supporting resource -ly matrix\)](#)

[Adding -ly spelling rule](#)

Lesson 1:	Lesson 2:	Lesson 3:
<p>Use the matrix, concentrating on the words ending in '-le' and '-ic'. Read the words and add '-ly' to each. Discuss how they might be written down. This will be practised in the next lesson.</p>	<p>Look the list used in the previous session and make up some conventions for adding '-ly'. Add a few more words to the chart: friend, kind, week, lone, near, free.</p> <p>Use the conventions they have made and write down all the words, adding '-ly' to them. Check them and then learn them.</p> <p><b>Notes:</b></p> <ul style="list-style-type: none"> <li>• The suffix '-ly' starts with a consonant letter, so is added straight on to most root words.</li> <li>• If the root word ends in consonant letter 'y', the 'y' is changed to 'i', but only if the word is more than one syllable.</li> <li>• If the root words ends in 'le', the 'le' is changed to 'ly'</li> </ul> <p>If the root word ends with 'ic', then '-ally' is added rather than just '-ly' (exception: publicly).</p>	<p>Reflect and discuss on what you have learnt about adding '-ly'. Using a range of the '-ly' words generate and write sentences with the words included.</p>

**Handwriting**



[Warm Up](#)

Complete this first to warm up your arms, hands and fingers.

[Handwriting Task 1](#)

[Handwriting Task 2](#)

**Reading**



**Purple**

**Fiction**

[The Pet Store Pet Show](#)

**Non - fiction**

[Strange But True Weather](#)






**Red**

**Fiction**

[A Secret Matter](#)

**Non - fiction**

[Volcanoes](#)

	<b>Green</b>	
	<b>Fiction</b> <a href="#">Happy Birthday, Gus!</a>	<b>Non - fiction</b> <a href="#">The Boston Tea Party</a>
	<b>Yellow</b>	
	<b>Fiction</b> <a href="#">The Pied Piper</a>	<b>Non – fiction</b> <a href="#">Food Of The World</a>
<b>Let's keep fit!</b> 	<a href="#">Joe Wicks P.E</a> There's a P.E session for every day  <a href="#">Go Noodle-Roar!</a> Join in with these amazing dance routines and have some fun! This week the song is "Roar" so get moving!	
<b>Newsround</b> 	What is happening in the world this week? <a href="#">BBC Newsround</a>  <a href="#">Urban foxes</a> What is happening to Urban foxes? Why?  <a href="#">Try this Banana bread recipe!</a> Can you write up a set of instructions for your Banana Bread recipe? What imperative verbs can you use in your instructions?	
<b>History</b> 	<a href="#">What happened on this day in history?</a> Tell your family an interesting fact that you have learned about British history.	
<b>Weather</b> 	What is the weather like today? Can you create a weather diary? <a href="#">BBC weather</a>	
<b>Story time</b> 	<a href="#">The Ickabog by J.K Rowling Chapter 1</a> <a href="#">The Ickabog by J.K Rowling Chapter 2</a>	