



This is your home learning for the week.

Week Beginning

29.6.2020

Year 3

Maths



**Mrs Begum's & Mrs Juned's Maths Group**

**Mrs Begum's & Mrs Juned's**

This week's Maths lessons are on **RIGHT ANGLES IN SHAPES, COMPARING ANGLES, HORIZONTAL AND VERTICAL, PARALLEL AND PERPENDICULAR.**

Complete the work for **Summer Term, Week 9, 22nd June.**

1 lesson a day – watch the video and then complete the activity from below.

**Teaching videos-** [Right angles in shapes, comparing angles, horizontal and vertical and parallel and perpendicular](#)

**Activities – click the link to find the activity**

Lesson 1	Lesson 2	Lesson 3	Lesson 4	Lesson 5
<a href="#">Turns and angles</a>	<a href="#">Comparing angles</a>	<a href="#">Describing lines</a>	<a href="#">Parallel and Perpendicular</a>	<a href="#">Friday Challenge</a>

**Miss Ahmed's Maths Group.**

This week's Maths lesson are on **MEASURING LENGTH, COMPARING LENGTHS, FOUR OPERATIONS WITH LENGTH, COMPARING MASS.**

Complete the work for **Summer Term, Week 9, 22nd June.**

1 lesson a day – watch the video and then complete the activity from below.

**Teaching Videos –**

[Measure Length, Compare Lengths, Four Operations With Length, Compare Mass, Friday Challenge](#)

**Activities – click the link to find the activity**

Lesson 1	Lesson 2	Lesson 3	Lesson 4	Lesson 5
<a href="#">Measuring Length And Height</a>	<a href="#">Comparing Length And Height</a>	<a href="#">Solving Problems Involving Height And Length</a>	<a href="#">Compare Mass</a>	<a href="#">Friday Challenge</a>

Talk for Writing



**Year 3 TFW- Creative Writing**

[Day 1: Let's innovate!](#)

[Day 2: My Turn!](#)

[Day 3: Your turn!](#)

[Day 4: Drafting!](#)

[Day 5: What did you enjoy?](#)

## Phonics



## Letters and Sounds – Phase 5

This week we will be learning to read and write words with these sounds:

**/oe/ /au/ /ey/**

Lesson 1: <b>oe</b>	Lesson 2: <b>au</b>	Lesson 3: <b>ey</b>
<a href="#">Teaching Video /oe/ Phase 5 lesson 1</a>	<a href="#">Teaching Video /au/ Phase 5 lesson 2</a>	<a href="#">Teaching video /ey/ Phase 5 lesson 3</a>

## Year 3

Lesson 1:	Lesson 2:	Lesson 3:
<p>Lesson focus: <u>Rare GPCs</u> (/i/ sound)</p> <p><a href="#">Rare GPCs</a></p> <p>Show children a range of images from the resource and ask them to say what they can see. They will have seen some in the previous lesson on 'y' making /i/. Get children to sound out the words and write them down. What do they notice? They should see that there are some more unusual ways of making the /i/ sound. Any words that are not learnt should be carried over to an extra session the next day</p>	<p>Lesson focus: <u>Rare GPCs</u> (/i/ sound)</p> <p>Children will need the list of words made in the last lesson.</p> <p>Using the words, they wrote down in the last lesson, ask children to write them into sentences.</p> <p>Ask them to read out their sentences for others to write down.</p> <p>Check spellings of words.</p>	<p>Lesson focus: <u>Rare GPCs</u> (/i/ sound)</p> <p>Children will need the words and sentences from lessons 1 and 2. Ask children to Quick write the words from lesson 1 for 30 seconds each. Get children to read their sentences from the previous lesson to you or a partner who writes them. Check they have spelt the words correctly</p>

## Handwriting



Complete this first to warm up your arms, hands and fingers.

[Mexican Wave Warm Up](#)

[Handwriting Task 1](#)

[Handwriting Task 2](#)

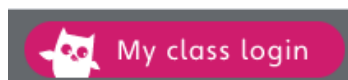
## Reading



We are now using **Oxford Owl** for the reading books. Each year group has their own log in.




Follow this link: [Oxford Owl](#)



Click on:



**3A**

Enter the username: **cla\$\$3a**

	<p>Enter the password: <b>stbens2020</b></p> <p><b>3B</b> Enter the username: <b>cla\$\$3b</b> Enter the password: <b>stbens2020</b></p> <p><b>3J</b> Enter the username: <b>cla\$\$3J</b> Enter the password: <b>stbens2020</b></p> <p><b>Now click on the correct link below.</b> Happy reading!</p> <p><b>Purple</b></p> <table border="1" data-bbox="405 689 1497 790"> <tr> <td data-bbox="405 689 951 790"> <b>Fiction</b>  <a href="#">Mythical Beasts and Fabulous Monsters</a> </td> <td data-bbox="951 689 1497 790"> <b>Non - fiction</b>  <a href="#">Exploring the Deep</a> </td> </tr> </table> <p><b>Red</b></p> <table border="1" data-bbox="405 831 1497 909"> <tr> <td data-bbox="405 831 951 909"> <b>Fiction</b>  <a href="#">Grace the Pirate</a> </td> <td data-bbox="951 831 1497 909"> <b>Non - fiction</b>  <a href="#">Great Artists</a> </td> </tr> </table> <p><b>Green</b></p> <table border="1" data-bbox="405 949 1497 1050"> <tr> <td data-bbox="405 949 951 1050"> <b>Fiction</b>  <a href="#">The Boss Dog Of Blossom Street</a> </td> <td data-bbox="951 949 1497 1050"> <b>Non - fiction</b>  <a href="#">Sport Is Fun!</a> </td> </tr> </table> <p><b>Yellow</b></p> <table border="1" data-bbox="405 1090 1497 1169"> <tr> <td data-bbox="405 1090 951 1169"> <b>Fiction</b>  <a href="#">The Frog Prince</a> </td> <td data-bbox="951 1090 1497 1169"> <b>Non – fiction</b>  <a href="#">Zoom Out</a> </td> </tr> </table>	<b>Fiction</b> <a href="#">Mythical Beasts and Fabulous Monsters</a>	<b>Non - fiction</b> <a href="#">Exploring the Deep</a>	<b>Fiction</b> <a href="#">Grace the Pirate</a>	<b>Non - fiction</b> <a href="#">Great Artists</a>	<b>Fiction</b> <a href="#">The Boss Dog Of Blossom Street</a>	<b>Non - fiction</b> <a href="#">Sport Is Fun!</a>	<b>Fiction</b> <a href="#">The Frog Prince</a>	<b>Non – fiction</b> <a href="#">Zoom Out</a>
<b>Fiction</b> <a href="#">Mythical Beasts and Fabulous Monsters</a>	<b>Non - fiction</b> <a href="#">Exploring the Deep</a>								
<b>Fiction</b> <a href="#">Grace the Pirate</a>	<b>Non - fiction</b> <a href="#">Great Artists</a>								
<b>Fiction</b> <a href="#">The Boss Dog Of Blossom Street</a>	<b>Non - fiction</b> <a href="#">Sport Is Fun!</a>								
<b>Fiction</b> <a href="#">The Frog Prince</a>	<b>Non – fiction</b> <a href="#">Zoom Out</a>								
<p><b>Let's keep fit!</b></p> 	<p><a href="#">Joe Wicks P.E</a> There's a P.E session for every day</p> <p><a href="#">Go Noodle- Celebrate!</a> Join in with these amazing dance routines and have some fun! This week the song is 'larger than life' so get moving!</p>								
<p><b>Newsround</b></p> 	<p><a href="#">BBC Newsround</a> What is happening in the world this week? Can you summarise a news report?</p> <p><a href="#">Meet the kids doing amazing things during lockdown</a> What have children been up to during Lockdown?</p> <p><a href="#">Greta Thunberg</a> How has environmental campaigner Greta Thunberg been keeping busy?</p> <p><a href="#">New zoos found for homeless animals</a> What happened to penguins and otters after their zoo was forced to close?</p>								
<p><b>History</b></p> 	<p><a href="#">What happened on this day in history?</a> Tell your family an interesting fact that you have learned about British history. Why was that day significant?</p>								

<p><b>Weather</b></p> 	<p>What is the weather like today? Can you create a weather diary?</p> <p><a href="#">BBC weather</a></p> <p><a href="#">Weather in Small Heath</a></p>
<p><b>Story time</b></p> 	<p><a href="#">The Ickabog by J.K. Rowling - Chapter 5</a></p> <p><a href="#">The Ickabog by J.K. Rowling - Chapter 6</a></p> <p><a href="#">The Ickabog by J.K. Rowling - Chapter 7</a></p>