




This is your home learning for the week.

YEAR 4

Week Beginning

13th July 2020

Maths



YEAR 4 GROUPS (Miss Noor, Mr Annetts and Ms Shepherd)

This week's maths lessons are on **ANGLES AND 2D SHAPES**.

Scroll down the page. Complete the work for **Summer Term – Week 11 (W/C 6th July)**.

1 lesson a day (lessons 1 -4) – watch the video and then complete the activity from below. For lesson 5 there is a Friday challenge.

Teaching Videos – [Angles and 2D Shapes](#)

Activities – click the link below to find the activity:

Lesson 1	Lesson 2	Lesson 3	Lesson 4	Lesson 5
Identifying Angles	Compare and Order Angles	Classify Triangles	Classifying Quadrilaterals	Family Challenge
				Answers

Mrs Begum's & Mrs Juned's

This week's Maths lessons are on **MEASURING MASS, COMPARING MASS, ADDING AND SUBTRACTING MASS, MEASURING CAPACITY AND FRIDAY CHALLENGE**.

Complete the work for **Summer Term, Week 11, 6th July**.

1 lesson a day – watch the video and then complete the activity from below.

Teaching videos- [Measure mass, Compare mass, Add and subtract mass, Measure capacity and Friday challenge](#)

Activities – click the link below to find the activity:

Lesson 1	Lesson 2	Lesson 3	Lesson 4	Lesson 5
Measuring Mass in g and kg	Comparing Mass	Add and Subtract Mass	Measuring Capacity	Family Challenge
				Answers

Miss Ahmed's Maths Group

This week's Maths lessons are on **LITRES, TEMPERATURE, O'CLOCK AND HALF PAST, QUARTER TO AND PAST AND FRIDAY CHALLENGE**.

Complete the work for **Summer Term, Week 11, 6th July**.

1 lesson a day – watch the video and then complete the activity from below.

Teaching Videos –

[Litres, Temperature, O'Clock and Half Past, Quarter To and Past and Friday Challenge](#)

Activities – click the link to find the activity:

Lesson 1	Lesson 2	Lesson 3	Lesson 4	Lesson 5
Measuring In Litres	Temperature	O' Clock and Half Past	Quarter to and Past	Family Challenge
				Answers

Remember to practise your times tables daily
[TT Rock Stars](#)

Talk for Writing



Goblinology: The Ultimate Guide to Goblins by Kathryn Pennington.

Follow the Instructions in the booklet and complete the activities each day.

[Goblinology The Ultimate Guide To Goblins Week 2](#)

Day 1: Everything you need to know about a cloud goblin: Quiz Time

Day 2: Wonderful Words

Day 3: Plan Your Report

Day 4: Write and Publish your Report

Day 5: Write and Publish your Report

Phonics



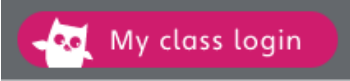







Year 4 Phonics

Day 1 Mini Test	Day 2 Revise	Day 3 Practise
Review	Apostrophes for Possession	Apostrophes for Possession 2
Spelling List		

Year 3 Phonics

Lesson 1:	Lesson 2:	Lesson 3:
<p>Lesson focus: - vowel digraphs <i>(Supporting resource: example grapheme family table)</i></p> <p>Phonics day 1</p> <p>Choose three or four vowel digraphs that pupils are not secure with when writing – these may be included in topic words or from other areas of the curriculum. Follow the example table on the Supporting Resource to create similar tables for the phonemes you want to concentrate on. Dictate some words that have each phoneme in. Pupils write the words under each spelling.</p>	<p>Lesson focus: - The /ʌ/ sound spelt 'ou' <i>(Supporting resource: 'ou' word cards</i></p> <p>Phonics day 2</p> <p>Share the words from the resource and identify the sound that the 'ou' makes in each word. Draw attention to the spelling of the /f/ phoneme at the end of 'rough'. This is a very unusual example. Ask children to sound out each word and write it down. They then draw a box around the 'ou' and 'take a picture of it', committing it to memory.</p>	<p>Lesson focus: The /ʌ/ sound spelt 'ou' <i>(Supporting resource: 'ou' word cards)</i></p> <p>Phonics day 3</p> <p>Give children copies of the words to read. Then read the words and get them to write it down. The children then check the spelling on the card and identify those that need further work. Children then learn the words.</p>

	<p>Phase 5 Phonics</p> <p>Practise Phase 5 tricky words</p> <p>Play Sentence Substitution game</p>			
	Lesson 1: oy	Lesson 2: ph	Lesson 3: wh	Lesson 4: Blending
	Phase 5 - /oy/	Phase 5 - /ph/	Phase 5 - /wh/	Phase 5 - Blending with /zz/
<p>Phonics Phase 5 Activity</p>				
<p>Handwriting</p> 	<p>Click on the PDF Files and either print the worksheet or complete on paper.</p>			
	<p>Penpals Yr 4 Unit 11</p>			
	<p>Penpals Yr 4 Unit 12</p>			
<p>Reading</p> 	<p>We are now using Oxford Owl for the reading books. Each year group has their own log in.</p> <p>Follow this link: Oxford Owl</p> <p>Click on: </p> <p>4A Enter the username: Cla\$\$4A Enter the password: stbens2020</p> <p>4M Enter the username: Cla\$\$4M Enter the password: stbens2020</p> <p>4N Enter the username: Cla\$\$4N Enter the password: stbens2020</p> <p>Now click on the correct link below. Happy reading!</p>			
<p>PURPLE GROUP</p>				
	<p>Fiction Comic Capers by Laura Ellen Anderson</p>		<p>Non fiction Great Artists by Isabel Thomas</p>	

	RED GROUP		
	<table border="1"> <tr> <td>Fiction The Personality Potion by Alan MacDonald</td> <td>Non fiction Great Artists by Isabel Thomas</td> </tr> </table>	Fiction The Personality Potion by Alan MacDonald	Non fiction Great Artists by Isabel Thomas
Fiction The Personality Potion by Alan MacDonald	Non fiction Great Artists by Isabel Thomas		
	GREEN GROUP		
	<table border="1"> <tr> <td>Fiction Stinky Street by Helena Pielichaty</td> <td>Non fiction Animal Conflicts by Steve Parker</td> </tr> </table>	Fiction Stinky Street by Helena Pielichaty	Non fiction Animal Conflicts by Steve Parker
Fiction Stinky Street by Helena Pielichaty	Non fiction Animal Conflicts by Steve Parker		
	YELLOW GROUP		
	<table border="1"> <tr> <td>Fiction Escape of the Giant Chicken by Jan Burchett</td> <td>Non fiction The Pizza Patch by Jill McDougall</td> </tr> </table>	Fiction Escape of the Giant Chicken by Jan Burchett	Non fiction The Pizza Patch by Jill McDougall
Fiction Escape of the Giant Chicken by Jan Burchett	Non fiction The Pizza Patch by Jill McDougall		
<p>Let's keep fit!</p> 	<p>Joe Wicks P.E</p> <p>This channel will include a new video each day. Pick your favourite or try the new video each day.</p> <p>Go Noodle</p> <p>Join in with these amazing dance routines and have some fun! This week the song is 'Roar' so get moving!</p> <p>Bugs Group</p> <p>Join in with some of our familiar PE coaches to do yoga, dance and football skills. Pick your favourite.</p>		
<p>Newsround</p> 	<p>What is happening in the world this week? Can you write a news report each day on an event that has happened? Remember the work we did on newspaper reports in English- can you include an eye witness account from the video or story you read?</p> <p>BBC Newsround</p> <p>How is creative writing helping children in lockdown?</p> <p>How is creative writing helping children in lockdown?</p> <p>What is Indonesia's most active volcano?</p> <p>Indonesia's Most Active Volcano</p>		
<p>History</p> 	<p>What happened on this day in history?</p> <p>Tell your family a fascinating fact about what happened in history.</p>		
<p>Weather</p> 	<p>What is the weather like today?</p> <p>Can you create a weather diary?</p> <p>BBC weather</p>		
<p>Vocabulary Ninja</p> 	<p>Explore the shinobi words</p> <p>Can you make a dictionary of these words and update them each week? Can you use the vocabulary in your writing or during a conversation at home?</p> <p>Vocabulary Ninja</p>		

Story time



Click on the link to read the chapter from the book.

'The Ickabog' by J.K Rowling

[Chapter 11](#)

[Chapter 12](#)

[Chapter 13](#)

EXTENSION

[Esio Trot by Roald Dahl](#)