



TalkforWriting™

Talk for Writing Home-school booklet

Mouse's Adventure

by Jane Ralphs



Hello!
I'm Mouse!
Let's have a
Learning
adventure.

© Copyright of Jane Ralphs and Talk for Writing 2020.

Permissions: Sharing the web link / URL to where this booklet sits on the Talk for Writing website with colleagues and parents is encouraged, but no part of this publication should be re-uploaded elsewhere online, reproduced or altered without permission.

www.talk4writing.com



Dear Parent/Carer

Thank you for taking the time to support your child with their learning. This booklet is designed to inspire and support your child to develop skills and confidence in speaking, reading and writing.

Through the world of Mouse's adventures, your child will be invited to explore a number of engaging, fun and purposeful activities. In this booklet, you will see 8 different types of learning activities:

- Let's read together
- Let's talk
- Rhyme time
- Ladybird Words
- Let's pretend
- Ready, steady, write
- Out and about
- Let's get creative

Each activity is explained by Mouse and has been designed so that you can support your child. For example, there will be shared reading, discussion and writing. On some of the pages you will see a box like this:




Information boxes like this will give you some tips on supporting the activity.

At the end of the booklet, please support your child to rate and comment on how they got on with their learning and add your comments too.

ENJOY!





You can listen to an audio version of the story here.

<https://soundcloud.com/talkforwriting/mouse/s-rV3emp306CV>

Mouse's Adventures

Once upon a time, there was a boy called Rafa who lived with his Grandma in a big city. Every day, Rafa played football and built Lego but, most of all, he played with Mouse.

Rafa's Grandma gave Mouse to him on the day that he was born and Rafa loved him. Whenever anyone asked Rafa why his friend was just called Mouse, Rafa would smile and say, "Well, he's just so ... mousey!"

On Monday, Rafa woke up, turned over in bed and reached for Mouse, but Mouse wasn't there. "Oh bother!" said Rafa. "He's been on an adventure again." So, Rafa looked here, he looked there, he looked everywhere and, finally, he found him on his bedroom shelf in amongst the Lego models. "What have you been up to?" asked Rafa, picking Mouse up and snuggling his soft ears.

"We-e-e-ll," said Mouse, "I was having a lovely time playing in the Lego until I got trapped by an evil robot!"

On Tuesday, Rafa woke up, turned over in bed and reached for Mouse, but Mouse wasn't there. "Oh bother!" said Rafa. "He's been on an adventure again." So, Rafa looked here, he looked there, he looked everywhere and, finally, he found him in the lounge, hanging from the curtain rail. "What have you been up to?" asked Rafa, picking Mouse up and stroking his fluffy tail.

"We-e-e-ll," said Mouse, "I was having a lovely time climbing the curtains until I slipped! Lucky I've got a super strong tail!"

On Wednesday, Rafa woke up, turned over in bed and reached for Mouse, but Mouse wasn't there. "Oh bother!" said Rafa. "He's been on an adventure again." So, Rafa looked here, he looked there, he looked everywhere and, finally, he found him in the kitchen cupboard, covered in flour. "What have you been up to?" asked Rafa, picking Mouse up and dusting him down.

"We-e-e-ll," said Mouse, "I was having a lovely time looking for treats until a big, white cloud landed on me!"

On Thursday, Rafa woke up, turned over in bed and reached for Mouse, but Mouse wasn't there. "Oh bother!" said Rafa. "He's been on an adventure again." So, Rafa looked here, he looked there, he looked everywhere and, finally, he found him sitting in the bath.

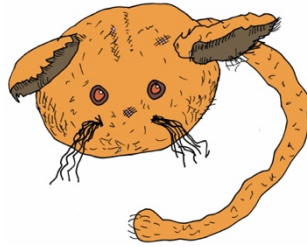
"What have you been up to?" asked Rafa, picking Mouse up and wrapping him in a warm towel.

"We-e-e-ll," said Mouse, "I was having a lovely time sliding in the bath until the shower rained on me!"

On Friday, Rafa woke up with something warm and fluffy and orange cuddled up under his chin. "Good Morning," said Rafa. "no adventures last night?"


"We-e-e-ll," said Mouse, "I was having a lovely time diving in the duvet waves until ... I fell fast asleep!"

Let's talk



A Talk with your child about what happened in the story. Help them to talk about:



- what they liked
 - did anything surprise them?
 - do they have any questions?
- Jot down what they say so that you can come back to it another day.



What parts of the story did you like the most?



Did anything about the story surprise you?







Do you have any questions?

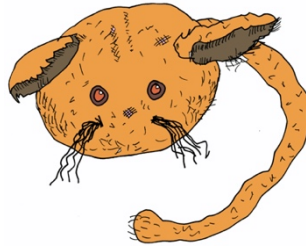




★ Ladybird loves words! She has chosen some words from the story. Can you say each word together and match it to the right picture?



Let's pretend



A

Read the story to your child, stopping after each paragraph to do the activities. Encourage your child to understand the story better by entering into the story world, using one of their own toys as the character.

- ★ Can you pretend that one of your toys is the character in the story? Listen while a little bit of the story is read to you. Can you remember what Mouse said? What would your character say?

He found him on his bedroom shelf in amongst the Lego models.



He found him in the lounge, hanging from the curtain rail.


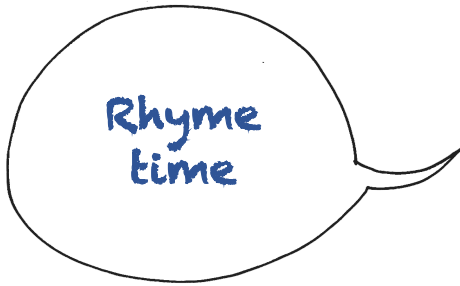


He found him in the kitchen cupboard, covered in flour.



He found him sitting in the bath.






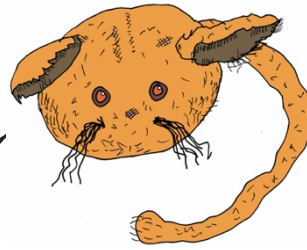
A

Rhymes are an important part of early learning. Keep the learning fun - chant together, sing together, do the actions together, clap the rhythm together.

Hickory, dickory, dock,
The mouse ran up the
clock.
The clock struck one,
The mouse ran down,
Hickory, dickory, dock.



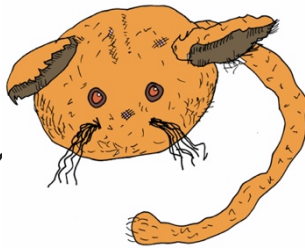
Out
and
about



- ★ I have been having some more adventures in my house and outside. Can you see where I have been and what I have been doing?
- ★ Can you take one of your toys on an adventure like mine? Ask your helper to take some photographs for you just like I did.



Ready
steady
write



A

Sequencing things in the right order is an important skill. Help your child to retell Mouse's adventure in order using the time words on the story path. Support them to write in the correct words.

One morning,
Mouse went
on another
adventure.

First, he
had a
yummy
_____.



Then, he hid
in the
_____.




Next, he did
some

in the garden.




After that,
he played a

on the
recorder.



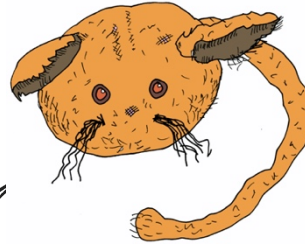
Then he did
some
_____.




Finally, he
made himself a
jam

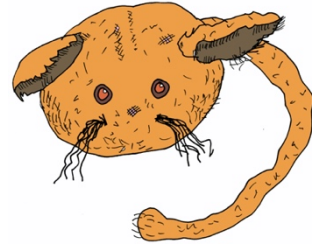



to enjoy. Yum!



- ★ Time to stick the photographs of your toy's adventure on the story path and tell their adventure story. If you haven't got photographs, you can draw the pictures instead.





- ★ This is one of my favourite poems. It's called Ice Lolly and was written by Pie Corbett. Read it together a couple of times. See if you can clap along with the rhythm too.

Ice Lolly


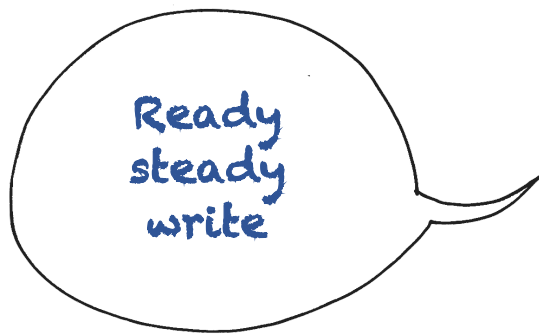
Red rocket
on a stick.
If it shines,
lick it quick.

Round the edges,
on the top,
round the bottom,
do not stop.


Suck the lolly.
Lick your lips.
Lick the sides
as it drips

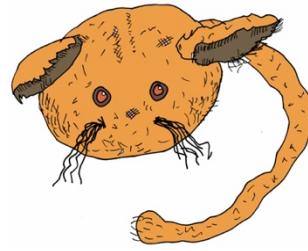
off the stick -
quick, quick,
lick, lick -
Red rocket
on a stick.

© Pie Corbett




★ Rainbows are special, aren't they?
Guess what I used to paint my rainbow
rocket ice lolly picture? There's a clue
in this drawing!





★ Have a go at a fingerprint painting. Here is a picture frame for your rainbow ice lolly painting.





A

Making your feely tray

The best things to use in the tray are sand or flour as these leave a clear pathway of the letter as your child forms it.

★ Ladybird picked three action words from our story. Can you write these words with your finger in a feely tray?

looking



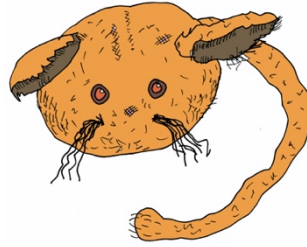
climbing



stroking



Read
together



★ Today I had a letter from my friend Bee. He's always looking for adventures too! Read the letter with your helper.

Dear Mouse

What an adventure I had at the weekend! I had been flying for a very long time and I was exhausted. So, I had to make an emergency landing. Look what I landed on ... a hedgehog made of FRUIT! Lucky me! I think it would be fun for you to make one.

What you need:


- a large potato
- some tin foil
- some cocktail sticks
- an apple
- a banana
- some grapes or blueberries
- some tomatoes
- a plate

What you do:


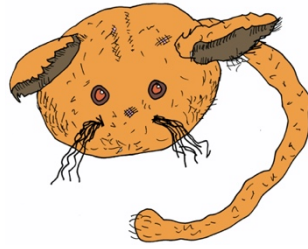
1. Cover the potato with the tin foil.
2. Chop the fruit into small pieces (ask your helper to help).
3. Push each piece of fruit onto a cocktail stick.
4. Push the cocktail sticks into the potato until it looks like a hedgehog.
5. Serve it on a plate.

Now you can enjoy a healthy treat! Yum!

Your busy friend
Bee



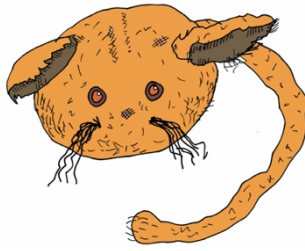
Let's get creative



★ Can you make a fruit hedgehog just like the one Bee landed on?




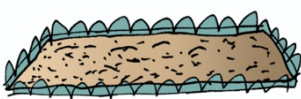


Out
and
about



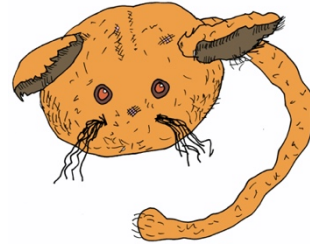

A Get hunting with your child, both inside and outside if possible. Support your child to tick off anything they spot and add any others they find to the checklist.

★ My favourite colours are green, brown and orange. I love to go on an adventure to spot things that are these colours. I wonder how many you will find ...

I found ...



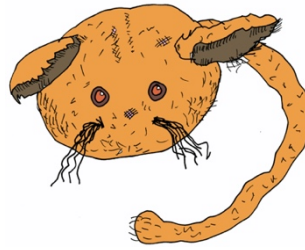

I also found ...



★ I love writing riddles about my favourite animals.
Can you guess what they are?

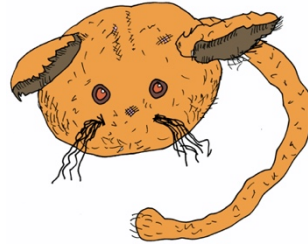
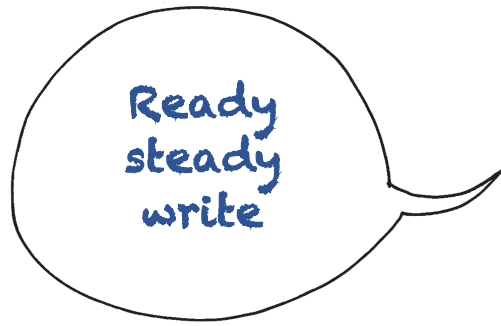
My body is red and shiny.
Look closely - I'm tiny.
On my back I have spots.
Little black dots.
You may see me flutter by
but I'm not a butterfly!

What am I?



I am very tall.
I have a long neck.
I am usually yellow and brown.
I eat leaves from tall trees.
My tongue is blue!

What am I?



★ Have a go at making up your own animal riddle. If you need some help to write it down, ask your helper. Have a go at a few words yourself though!

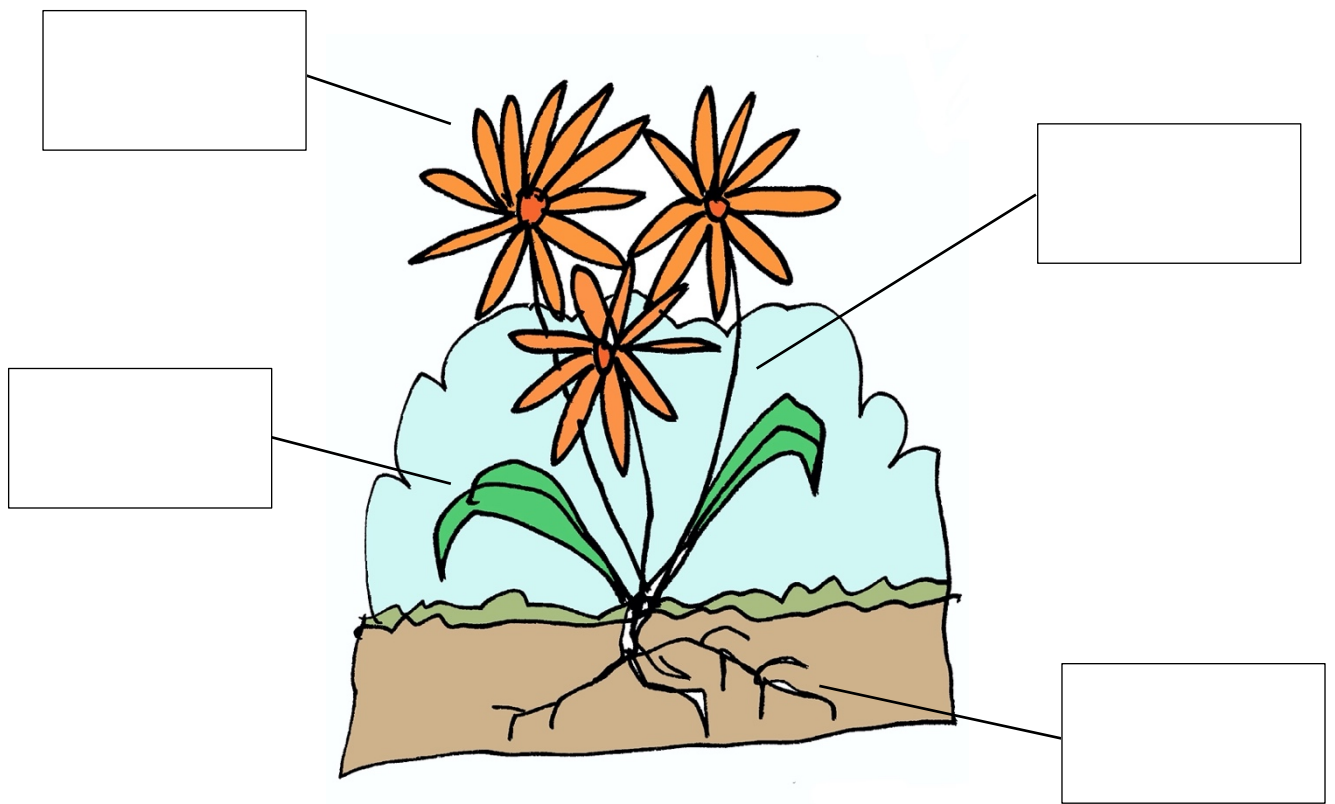
What am I?

LADYBIRD



WORDS

★ Ladybird has been thinking about the different parts of a plant. Can you label this one with the right words? She has written all the words at the bottom of the page to help you.




petals

stem

leaf

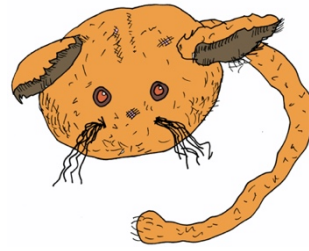
roots



I Had a Little Nut Tree

I had a little nut tree;
Nothing would it bear
But a silver nutmeg
And a golden pear.
The King of Spain's daughter
Came to visit me,
And all for the sake of
My little nut tree.
I skipped over water,
I danced over sea,
And all the birds in the air
Couldn't catch me.

Read
together



Dear Mouse,


I've been out on another flying adventure. I landed on lots of interesting things.

Some of them were lovely to land on and some were not! I liked the things that were dry, smooth or soft but I did not like the ones that were wet, prickly or hard.




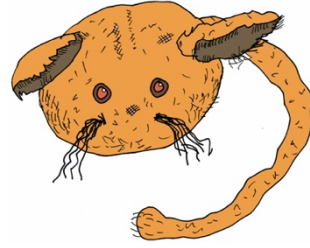
Have a look at the things I landed on. Can you write the correct word beside each one?

Have fun!

From your friend
Bee

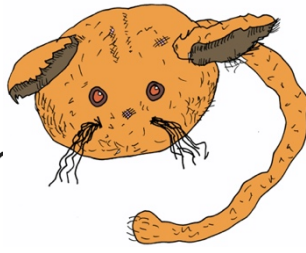


Ready
steady
write



wet dry soft hard prickly smooth



Let's
get
creative






A

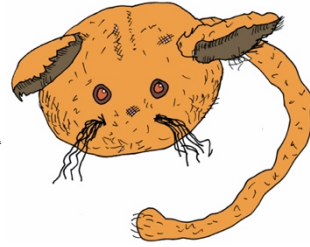
Provide your child with the two colours shown each time and let them combine to make the new colour.

★ I love mixing colours together to make a new colour. Can you mix each of these two colours together, paint a splodge in the box and write the name of the new colour underneath it?

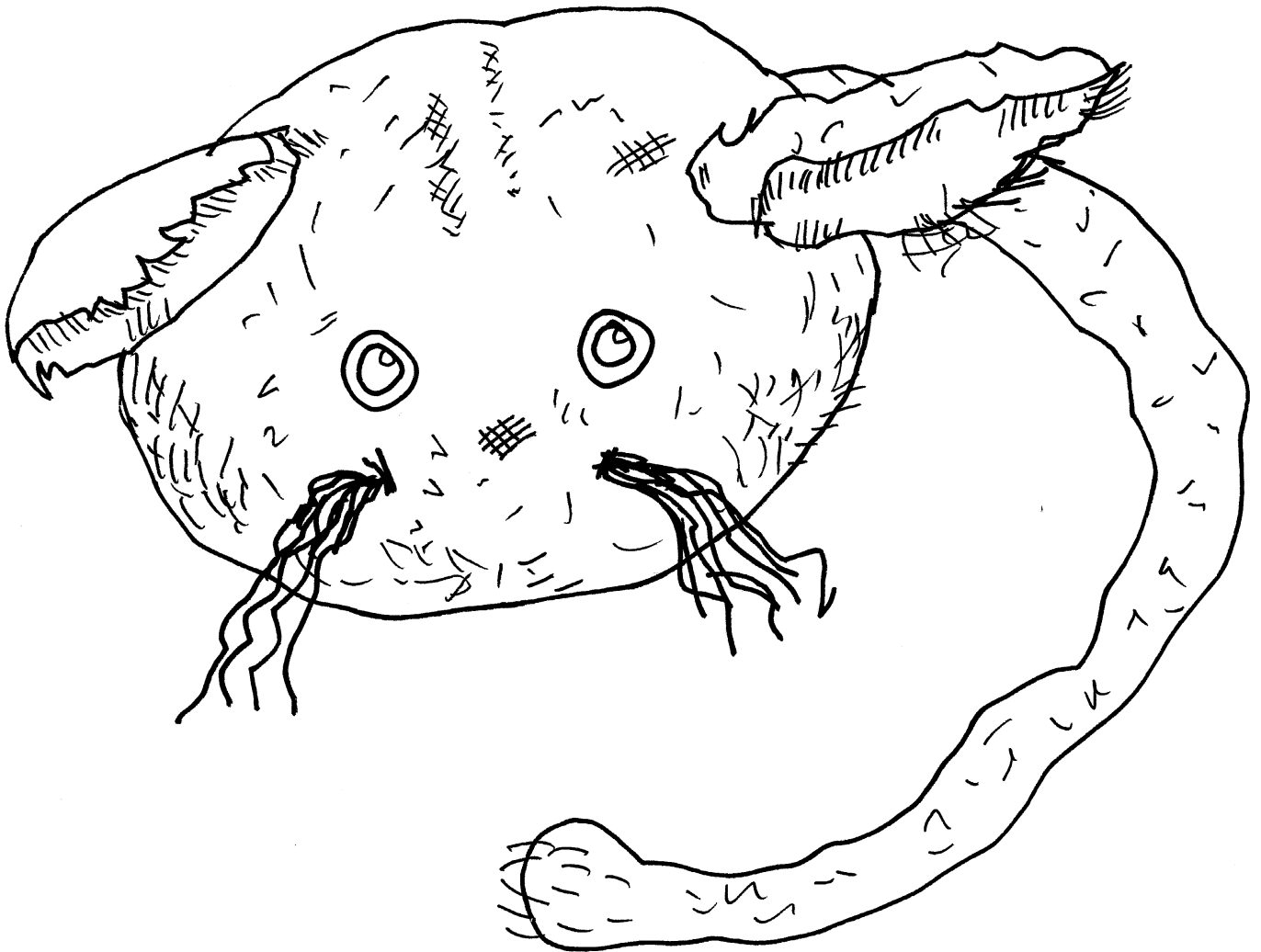


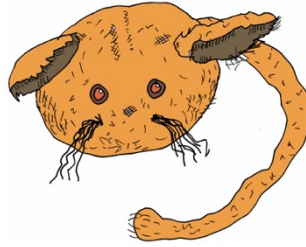







★ Which colour did you make that you could use to paint me?
Have a go!





Get active and have some fun with this poem. It's a great one for encouraging rhythm!

I Had a Little Monkey

I had a little monkey,
I called him Little Jim,
I put him in a bathtub,
To see if he could swim.


He drank up all the water,
He ate up all the soap,
He lay down on the bathmat,
Blowing bubbles from his throat.

"Mummy, mummy, I feel ill,
Call the doctor down the hill."
In came the doctor, in came the nurse,
In came the lady with the alligator purse.

"He's naughty," said the doctor.
"He's wicked," said the nurse.
"Hiccups!" said the lady with the alligator purse.

Out went the doctor,
Out went the nurse,
Out went the lady with the alligator purse.

I hope you had a
great time
learning with me.
Don't forget to
write a message
on the next page.



So, how did you get on?
Draw a circle round one of the faces.



The activities I liked best were _____

My helper thinks:

© Jane Ralphs for Talk for Writing

Jane Ralphs works with Talk for Writing to help schools develop the approach.

Edited by Julia Strong

Prepared for online distribution by Nick Batty

Thanks to Jon Ralphs for the cartoons: jonralphs.com

To find out more about Talk for Writing, visit www.talk4writing.com.

Sharing this resource and copyright information

This resource is subject to copyright. All materials herein, texts and supporting resources are copyright to Jane Ralphs & Talk for Writing. They are to be used to support children/staff/parents in home and school learning only and are not for commercial gain. Sharing the web link/URL to where this booklet sits on the Talk for Writing website with colleagues and parents is encouraged, but no part of this publication should be re-uploaded elsewhere online, reproduced or altered without permission.

'Ice Lolly' poem used with kind permission of Pie Corbett:

© Pie Corbett. First appeared in A Very First Poetry Book (1985) published by Oxford University Press.

Photography credits:

Pedro Lastra; Tiki Giorgadze; Ben White; Alex; Jenna Christina; Nine Kopfer; Roya Ann Miller; Marta Markes at Unsplash.

