

Hello children, we hope you are well and have been having fun and learning lots! Love from your Reception teachers xx

Listen to story again and answer these questions!

What is the setting of the story?

What does Mama Bear make for breakfast?

Who comes to the bear family house?

What was wrong with Papa Bear's porridge?

After tasting the porridge, what is the next thing that Goldilocks does?

Goldilocks goes up stairs, what does she see?




What was wrong with Mama Bear's bed?

Goldilocks wakes up, sees something and runs out of the house. What scared Goldilocks?

Could real bears live in a house and make porridge?

Do you think this is a real or pretend story?

Can you design a front cover for the story? Write a sentence about your favourite part.



I like... because...

Draw Goldilocks and describe her. If you met Goldilocks what could you ask her?



Can you draw a bear? Follow the step by step video to draw a bear.

<https://www.youtube.com/watch?v=YBuhShCWA-8>





Let's learn about bears! Do they really eat porridge? Do they sleep in beds? Do they live in houses? Make a fact poster

<https://www.youtube.com/watch?v=54CDgurNMSI>

<https://www.youtube.com/watch?v=cuxCpOX3gv8>

Do your own research here: [https://www.natgeokids.com/uk/?s+=bear&post\\_type=](https://www.natgeokids.com/uk/?s+=bear&post_type=)

Goldilocks described the bowls of porridge as 'too hot' and 'too cold'. Can you make a list of hot and cold things?

<p>Hot </p>	<p>cold </p>
	

<https://www.bbc.co.uk/teach/school-radio/nursery-rhymes-when-goldilocks-went-to-the-house-of-the-bears/zbkrf4j>

learn the song about Goldilocks!

Here are the lyrics

### **When Goldilocks went to the house of the bears**

When Goldilocks went to the house of the bears,  
Oh what did her two eyes see?  
A bowl that was huge,  
A bowl that was small,  
A bowl that was tiny and that was all,  
She counted them: one, two, three.

When Goldilocks went to the house of the bears,  
Oh what did her two eyes see?  
A chair that was huge,  
A chair that was small,  
A chair that was tiny and that was all,  
She counted them: one, two, three.

When Goldilocks went to the house of the bears,  
Oh what did her two eyes see?  
A bed that was huge,  
A bed that was small,  
A bed that was tiny and that was all,  
She counted them: one, two, three.

When Goldilocks ran from the house of the bears,  
Oh what did her two eyes see?  
A bear that was huge,  
A bear that was small,  
A bear that was tiny and that was all,  
They growled at her: grr, grr, grr!

Draw a picture of your family. Can you use some of these words to describe the different people in your family? Oldest, youngest, older, younger, tallest, shortest, taller, shorter.



# Goldilocks Missing Numbers Worksheet

A winding path made of brown circles. The path starts at a girl (Goldilocks) at the bottom right and goes up to a house at the top. The path is filled with numbered circles and empty circles. The numbers are: 1, 2, 3, 4, 5, 6, 7, 8, 9, 10, 11, 12, 13, 14, 15, 16, 17, 18, 19, 20. There are several empty circles along the path for students to write the missing numbers.

1 2 3 4 5 6 7 8 9 10 11 12 13 14 15 16 17 18 19 20

# Goldilocks and the Three Bears

## Addition to 20

Write the answers in the circles. Then, write the number sentence on the line below.

 +  = 

---

 +  = 

---

 +  = 

---

 +  = 

---

 +  = 

---


# Goldilocks and the Three Bears

## Addition to 20

Write the answers in the circles. Then, write the number sentence on the line below.

$15 +$    $=$









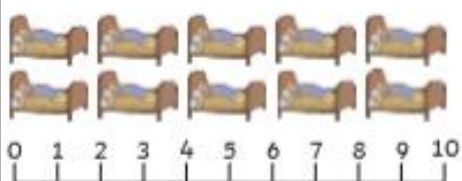
$9 +$    $=$

$11 +$    $=$

$7 +$    $=$

$12 +$    $=$

## Goldilocks and the Three Bears Subtraction up to 10

 <p>0 1 2 3 4 5 6 7 8 9 10</p> $- 3 =$	
 <p>0 1 2 3 4 5 6 7 8 9 10</p> $- 1 =$	
 <p>0 1 2 3 4 5 6 7 8 9 10</p> $- 2 =$	
 <p>0 1 2 3 4 5 6 7 8 9 10</p> $- 6 =$	
 <p>0 1 2 3 4 5 6 7 8 9 10</p> $- 5 =$	