

Hello children, we hope you are all O.K at home and have been doing some lovely activities. This week we would like you to listen to, or read, the story of The Three Little Pigs, and then do the activities listed here. We hope you enjoy them. Stay Safe from Miss Perry, Mrs Casey, Miss Wilson, Mrs Kaur and Mrs Collins.

<https://worldstories.org.uk/reader/the-three-little-pigs/english/262#> - read the story together.

<https://www.bbc.co.uk/cbeebies/radio/the-three-little-pigs> Listen to the story.

Make a story map of the story - draw a picture for each part of the story.

Make up some actions for your story and practise it with your family.

Draw or paint your favourite part of the story. Write a sentence.

Draw a picture of the wolf. Write some words down that say what he is like.

Use a box to make houses.

Draw a picture of your house, or a plan that shows all the rooms.

<https://www.bbc.co.uk/cbeebies/shows/three-little-pigs> Watch the dance moves and try them yourself.



Make the characters using toilet rolls, or make cylinders by rolling up a rectangular piece of paper.





Make the three houses with whatever you can find in your house.




Do you have any Lego or bricks that you could use to make houses?

Find all the shapes that you can in your house...how many can you see? What are they called? Can you draw them all?


Draw a picture of a house using different shapes.



Cut out the 10 pigs and use the 10 frame to make up some number sentences, or you could make your own.



$$1 + 9 = 10$$



$$2 + 8 = 10$$