

Welcome to



St. Benedict's
Primary School

Parent Meeting: October 2022



Today's Meeting



- To help your child make the best possible start to school.
- Housekeeping information
- To help you to understand the curriculum that your child will be covering in the reception class.
- To identify the key ways in which you can help your child at home and in school.

Reception Staff



Mrs Madhvi:

Monday
Tuesday
Wednesday



Miss Wilson:

Wednesday
Thursday
Friday



Mrs Fletcher:

All week



Miss Akhtar:

All week

What is the Early Years Foundation Stage?

- The Early Years Foundation Stage (EYFS) is the stage of education for children from **birth** to the **end of the Reception year**.
- It is based on the recognition that children learn best through **play and active learning**.



Three prime areas of learning and development

- Communication and Language
- Physical Development
- Personal, Social and Emotional Development

Four specific areas of learning and development

- Literacy
- Mathematics
- Understanding the World
- Expressive Arts and Design





A typical morning in Reception...



- 8.35am Come in, hang coat up and do some morning activities.
- 8.45am Register
- 8:50 English- Talk 4 writing
- 9.15am Focus activities and Continuous Provision (inside and outside)
- 10.15am Circle Time
- 10:30 Play time (Reception children only) with fruit and milk (provided)
- 10:45 Maths
- 11.30am Lunch





A typical afternoon in Reception...



- 12.15 Register and Phonics
- 12: 45 Reading
- 13:00 Focus activities and Continuous Provision (inside and outside)
- 14.00 reading, handwriting, story
- 14.45 Home time



Reception Learning is not always clean! Please be understanding!

WE ARE A UNICEF GOLD RIGHTS RESPECTING SCHOOL



Children's rights are learned, understood and lived in this school.



Attendance




Doors open 8:35am



School starts 8:45

Please Remember that the doors open at 8:35am each morning and school starts at 8:45am. Children arriving after 8:45am will need to be taken to the main office and will receive a late mark.



School finishes 2:45pm

Children should be collected at home time at 2:45pm from their classroom. Please be sure to let staff know if anybody different will be collecting your child on that particular day.



If your child is unable to attend school please telephone the school office on 0121 464 6420 with the reason for the absence and the expected date of return.

Uniform

A **RED** sweatshirt with an embroidered school logo



A **RED** polo shirt either plain or with an embroidered logo

GREY trousers or **GREY** pinafore dress or **GREY** skirt



Headscarves



If girls are wearing scarves they should be a RED or WHITE hijab.

We ask girls to remove their headscarves if they use the climbing frame outside. If you do not want your child to remove their headscarf, please see your child's teacher.

You can order our school uniform online from Brigade Clothing UK and have it delivered to your door by visiting the link below.

<http://www.brigade.uk.com/index.php>



Please provide a coat labelled with your child's name. As the weather gets colder they will need hat, gloves and scarves too as we spend lots of time learning outdoors



PE



PE day is Tuesday. On this day, children can come to school in their PE kit

PE Kit



For P.E lessons the children wear black shorts and a red T-shirt with a pair of pumps. Children can also wear black leggings or tracksuit trousers.

Children will be expected to wear their PE kits into school on the day they have PE, so they can wear their red sweatshirt on top of their tee shirt.

Water bottles



Please provide a **water bottle** for your child which is labelled with their name. This will be sent home every day for washing and refilling. An empty plastic water bottle would be suitable.

Home Learning

















HOME OUR SCHOOL PARENT AREA NEWS & EVENTS CURRICULUM HOME LEARNING

WELCOME TO
St Benedict's Primary School

Home Learning

If you would like to explore some of your learning from this week at home, just click on the links below. We hope you will enjoy these opportunities

- [Reception](#)
- [Year 1](#)
- [Year 2](#)

 <p>Class: Reception</p> <p>Home Projects for Autumn Term 1</p>	<p>If you would like to explore some of your learning from this half term at home, have a go at completing some of the activities below. We would love for you to bring anything you make or do into Reception to share with the rest of your class!</p>
<p>Communication and Language</p> 	 <p>This half term we will be thinking about how we have changed since we were babies. Talk to your child about what they were like as a baby. Do you have any photos or baby items you could share with them?</p>
<p>Maths</p> 	 <p>We will be thinking about birthdays and celebrations. Can your child find out how old the different members of their family are and have a go at writing the numbers?</p> <p>Sing along with some of these counting songs! Have a go at some of these counting songs! Watch Numberblocks!</p>
<p>Physical Development</p> 	 <p>Encourage your child to be independent by putting on and taking off their own coat, including managing</p>
<p>Knowledge and understanding the World</p> 	 <p>Look out for signs of Autumn and talk about the changes at home. What is happening to the trees? What colours are the leaves? At the park, collect some fallen leaves, conkers, or pinecones. Can you sort and count them?</p>
<p>PSED</p> 	 <p>We have made lots of new friends since starting school and we are learning how to play and share together. Could your child make a card to give to one of their new friends?</p>
<p>Expressive Art and Design</p> 	 <p>Who lives in your house? Could your child draw a picture of your family?</p>
<p>Literacy</p> 	 <p>This half term we will be focusing on writing our names. Encourage your child to practise forming the letters from their names in foam, dough, 'in the air' and with a pencil.</p>
<p>Reading</p> 	<p>Children will be learning phonics through our 'Little Wandle' scheme in school. Soon your child will receive a login to our 'Big Cat' website where they will be able to access the book that they have been practising reading in school. More details to follow shortly...</p>

Story Books

Reading books will be given each Monday. These are books to share at home with your child.



In Reception, children will be provided with a book to take home each week. This book will be changed every Monday. Please provide a book bag, labelled with your child's name, so that they can carry this book home. Bookbags can be purchased from <http://www.brigade.uk.com/index.php>



Reading Books



Collins Big Cat eBook libraries

Parent Guide

PLEASE NOTE - The eBook platform is **not** recommended for use on Kindles. All Apple and Android devices must run on the following OS:

Platform	OS (support)
Android	9 and above
iOS	12 and above

Logging in

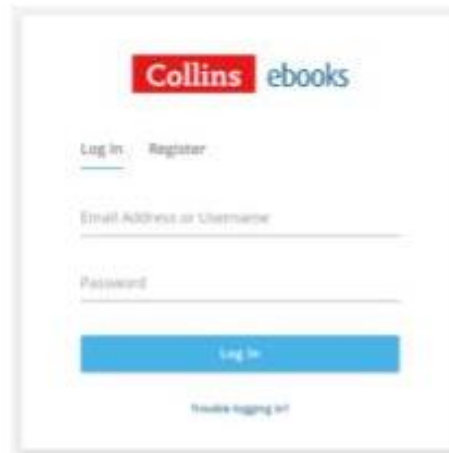
To access your child's Big Cat eBooks, go to: <https://ebooks.collinsopenpage.com/> (see right).

Enter the username and password located at the top of this page.

If you misplace your password, contact your school.

Library

Once logged in, you will land on the library. Here you will see any books that have been assigned to your child by their teacher. You can access a resource sheet for each book by clicking the three dots, then "Resources," as shown below.



<https://ebooks.collinsopenpage.com>



The reader

To open one of the books, select either the cover or the “Read” button. You will see this screen.



Some key elements of the reader are highlighted in the above image:

- Use the arrows either side of the page to leaf through the book.
- Use the single- and double-page icons to switch between those two views. Many of the Big Cat books are best experienced using the double page view.
- Use the zoom function as required. The “Fit to width” option helps you to make best use of your screen
- For longer books, you can use the Table of Contents in the left-hand menu to navigate.
- Do not worry about remembering where you left off. When you next open the book, you will start from where you left off.

Audio

Where audio is available, the audio icon will appear in the top right corner. Click this to launch the audio toolbar (shown below).



The words will be highlighted as the audio plays. You can pause the audio at any time and adjust the volume. The finger icon in the toolbar allows you to point at any word, and the audio will begin playing from there. To dismiss the audio toolbar, simply click the cross icon.

Apps

The Collins eBooks app is available for iOS and Android from the App Store. The app is free to download, and you can log in using the same details.

When using the app, you can download books to your device, after which you can then access them without needing to be connected to the internet.

How to help your child at home

Speaking

- Model using the right words and set an example
- Speak in full sentences
- Engage in discussions with your child and allow them the time to speak without being interrupted
- Ask for their opinions
- Tell them about your day and ask about theirs.



Listening

- Show your child how to be a good listener by listening to them and others
- Respond to what they are saying by asking questions or ask about their opinions.
- Listen to your child reading.



Number Skills

- Count daily with your child
- Count objects, actions, numbers and a range of things.
- Identify numbers wherever you go—a neighbour's house number or the number on a bus.
- Let children help with the tidying and sorting. Can they sort the washing?
- Identify shapes around the home.
- Use fingers to represent a number.



Writing

- Encourage your child to mark make without feeling pressured.
- Get your children colourful pens, gel pens and exciting new tools to encourage them to mark make.
- Let children write their name on cards or letters.
- If your child is already writing with a pen or pencil, support their pencil grip so they do not develop a bad habit.



Extending their learning

- Encourage your child to always say 'please' and 'thank you' .
- set regular times for bedchildren need a good night's sleep to help them to learn.
- Check your child has their name in every- thing before they bring it, this helps them be organised themselves at school.
- Help your child remember to bring everything—book bag, reading book etc.
- Go to local museums, parks, wildlife reserves and into nature.
- Talk about the world around them and encourage them to ask questions.
- Get to know what your child is learning—we will send home a newsletter each half term for you to read.
- Lay your child's clothes out in the correct order each morning so they can dress themselves.
- Children are expected to toilet themselves once they begin Reception.



And Finally...

- If you have any worries or concerns please do ask and we will do our best to help you 😊
- **Thank you for coming - any questions ?**

